






**FROST TECH** ◀  
REFRIGERATION LTD.





**FROST TECH**  
REFRIGERATION LTD.

Design | Quality | Customer Service

📍 154 Norfinch Dr Units 5 - 6, North York, Ont, M3N 1X6, Canada

☎ 416-665-0095 | 877-265-0095

✉ info@frosttechrefrigeration.com

📷 @frosttechrefrigeration

🌐 @FrostTechRefrigeration


🐦 @FrostTechRefrigeration

📘 @FrostTechRefrigeration



[www.frosttechrefrigeration.com](http://www.frosttechrefrigeration.com)





154 Norfinch Dr Units 5 - 6  
North York, ON, M3N 1X6  
Toll Free: 877-265-0095  
www.frosttechrefrigeration.com



## CONTENTS

- **BAKERY | PASTRY DISPLAY CASES**  
PAGE 3 | PAGE 40
- **GELATO | ICE CREAM DISPLAYS**  
PAGE 41 | PAGE 58
- **CHEESE | DELI | MEAT CASES**  
PAGE 59 | PAGE 76
- **FISH | SEAFOOD CASES**  
PAGE 77 | PAGE 82
- **HEATED DISPLAY CASES**  
PAGE 83 | PAGE 88
- **SALAD DISPLAY CASES**  
PAGE 89 | PAGE 96
- **MULTI-DECK | OPEN MERCHANDISERS**  
PAGE 97 | PAGE 128
- **GLASS DOORS REFRIGERATOR | FREEZER**  
PAGE 129 | PAGE 132
- **OPEN ISLAND REFRIGERATOR | FREEZER**  
PAGE 133 | PAGE 134

We are proud to let you know that we specialize in refrigerated products for bakeries, deli stores, supermarkets, gas stations, convenience stores, butcher shops, coffee shops, donut shops, restaurants and more.

### WHAT CAN WE OFFER YOU...

Frost Tech Refrigeration Ltd offers highest quality of refrigerated / heated display cases for the food industry in North American market, from new designs, high energy efficiency, and eco friendly. We at Frost Tech understand the importance in the value of quality products and customer service and we are happy to offer you both. The combination of using the latest technologies and focusing on high quality products will provide our customers with full satisfaction.

### WHO WE ARE

Frost Tech Refrigeration came from a solid background of refrigeration services for all type of commercial refrigeration equipment. We designed our refrigeration units according to our many years of experience, by understanding all clients demands. Our foundation as a service has driven us to achieve 100% customer satisfaction. Frost Tech Refrigeration set out together to develop a business committed to the basic philosophy and desire to provide a quality product with exceptional attention to the needs of the customer.





## BAKERY / PASTRY DISPLAY CASES

### BL-WBD

NON REFRIGERATED - BAKERY / BREAD WALL DISPLAY UNIT

#### DESCRIPTION OF STANDARD UNIT:

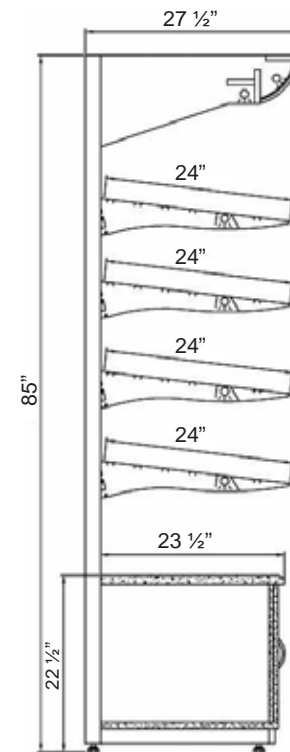
- Construction of MDF
- LED Lighting
- 4 rows of powder-coated steel shelves: golden, silver or black
- Adjustable, highlighted shelves
- Yellow lighting
- Light plafond
- Cupboard with sliding doors

#### OPTIONS:


- Mirrored back panel
- Wooden shelves
- Basket for BAKERY
- Granite top



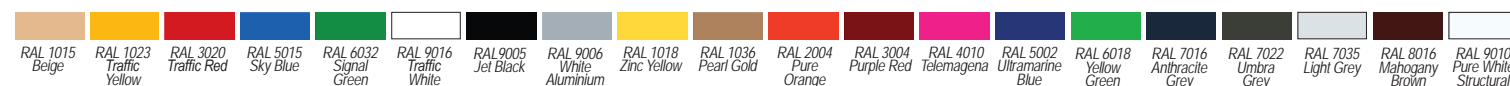
SPECIFICATIONS					
MODEL	LENGTH	DEPTH	HEIGHT	WEIGHT (LBS / KG)	ELECTRICAL
BL3-WBD	35 1/2"	27 1/2"	85"	198 / 90	115V / 60Hz / 1ph / 2 AMP
BL4-WBD	47"	27 1/2"	85"	242 / 110	115V / 60Hz / 1ph / 2 AMP



#### Wood Stains



#### Available Colors







## BAKERY / PASTRY DISPLAY CASES

### DC-WBD

NON REFRIGERATED - BAKERY / BREAD WALL DISPLAY UNIT

#### DESCRIPTION OF STANDARD UNIT:

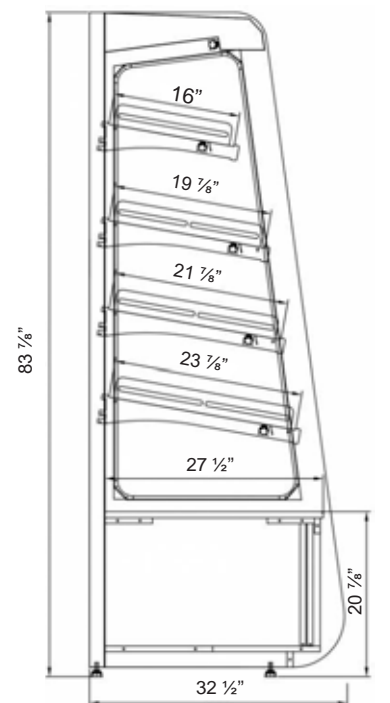
- Construction of MDF
- LED Lighting
- 4 rows of powder-coated steel shelves: golden, silver or black
- Adjustable, highlighted shelves
- Yellow lighting
- Light plafond
- Cupboard with sliding doors

#### OPTIONS:

- Plexiglas Stoppers
- Granite top



SPECIFICATIONS					
MODEL	LENGTH	DEPTH	HEIGHT	WEIGHT (LBS / KG)	ELECTRICAL
DC3-WBD	37 ¾"	32 ¾"	85"	287 / 130	115V / 60Hz / 1ph / 2 AMP
DC4-WBD	53 ½"	32 ¾"	85"	375 / 170	115V / 60Hz / 1ph / 2 AMP



#### Profile Colors



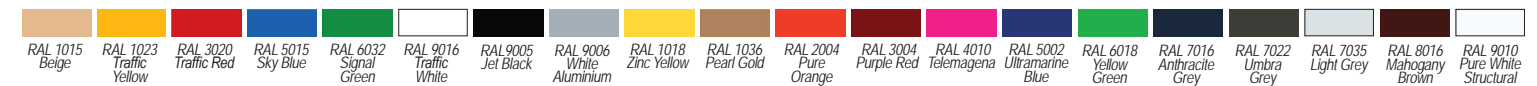
RAL 9005  
Jet Black

#### Granite Finishes



Nero Impala  
Roso Porino Strzegom

#### Available Colors





## BAKERY / PASTRY DISPLAY CASES

### CM-WRP

CURVED FRONT GLASS REFRIGERATED DISPLAY CASE

#### DESCRIPTION OF STANDARD UNIT:

- 3 versions: Refrigerated (CM-R), Hot (CM-H), Dry (CM-D)
- LED lighting
- Construction of powder coated steel
- Wooden casing
- Side and front glasses: double with serigraphy (golden, silver or black)
- Finishes: golden, silver or black
- 3 rows of highlighted adjustable shelves: glass (CM-R, CM-D) or stainless steel (CM-H)
- Yellow lighting
- Sliding, double glass rear doors
- Forced cooling
- Temp. range\* : 0 ÷ +4°C
- Automatic water Evaporation
- Hygrostat (humidity reduction)
- Front glass secured by string cable
- Front opening glass
- Digital temperature control

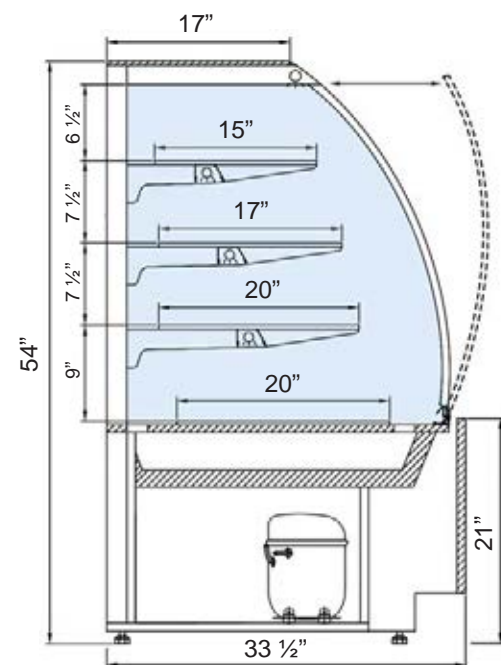


#### OPTIONS:

- Version for chocolate & pralines
- Hot unit, Temp. range\* : +40 ÷ +90°C
- Dry non refrigerated version (room temperature)
- For external condensing unit
- Wheels
- Ultrasonic humidifier
- Stainless steel worktop
- Color of your choice



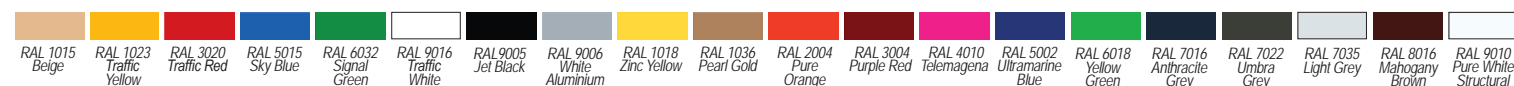
SPECIFICATIONS					
MODEL	LENGTH	DEPTH	HEIGHT	WEIGHT (LBS / KG)	ELECTRICAL
CM2-WRP	25 ¼"	33 ½"	54"	385 / 175	115V / 60Hz / 1ph / 8 AMP
CM3-WRP	37 ½"	33 ½"	54"	577 / 262	115V / 60Hz / 1ph / 9.5 AMP
CM4-WRP	53"	33 ½"	54"	661 / 350	115V / 60Hz / 1ph / 11.5 AMP




#### Profile Colors



#### Available Colors




#### Wood Stains



CM-WRP







## BAKERY / PASTRY DISPLAY CASES

### CMC90-IWRP

CURVED FRONT GLASS REFRIGERATED CORNER DISPLAY

#### DESCRIPTION OF STANDARD UNIT:

- 3 versions: Refrigerated (CM-R), Hot (CM-H), Dry (CM-D)
- LED lighting
- Construction of powder coated steel
- Wooden casing
- Side and front glasses: double with serigraphy (golden, silver or black)
- Finishes: golden, silver or black
- Yellow lighting
- Sliding, double glass rear doors
- Forced cooling
- Temp. range\*: 0 ÷ +4°C
- Automatic water Evaporation
- Hygrostat (humidity reduction)
- Front glass secured by string cable
- Front opening glass
- Digital temperature control

#### OPTIONS:

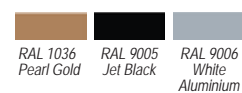
- Version for chocolate & pralines
- Hot unit, Temp. range\* : +40 ÷ +90°C
- Dry non refrigerated version (room temperature)
- For external condensing unit
- Wheels
- Ultrasonic humidifier
- Stainless steel worktop
- Color of your choice



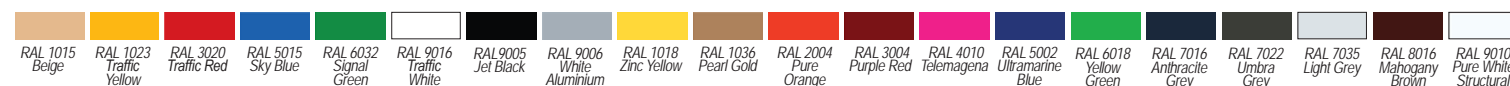
SPECIFICATIONS					
MODEL	LENGTH	DEPTH	HEIGHT	WEIGHT (LBS / KG)	ELECTRICAL
CMC90-IWRP	52 1/2"	33 1/2"	54"	573 / 260	115V / 60Hz / 1ph 11.5 AMP



#### Profile Colors



#### Available Colors



#### Wood Stains



## BAKERY / PASTRY DISPLAY CASES

### CMC90-OWRP

CURVED FRONT GLASS REFRIGERATED CORNER DISPLAY

#### DESCRIPTION OF STANDARD UNIT:

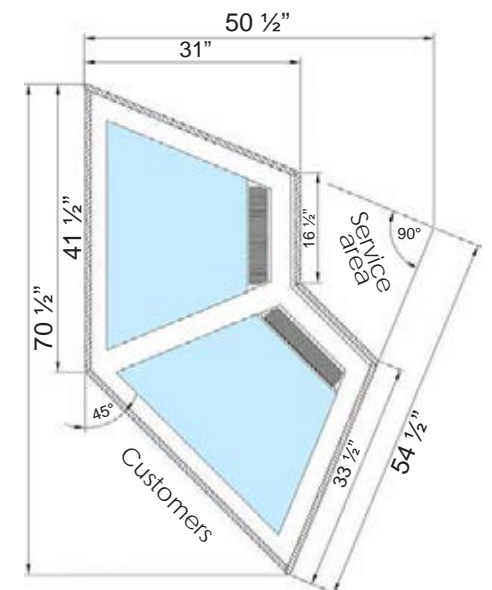
- 3 versions: Refrigerated (CM-R), Hot (CM-H), Dry (CM-D)
- LED lighting
- Construction of powder coated steel
- Wooden casing
- Side and front glasses: double with serigraphy (golden, silver or black)
- Finishes: golden, silver or black
- Yellow lighting
- Sliding, double glass rear doors
- Forced cooling
- Temp. range\*: 0 ÷ +4°C
- Automatic water Evaporation
- Hygrostat (humidity reduction)
- Front glass secured by string cable
- Front opening glass
- Digital temperature control

#### OPTIONS:

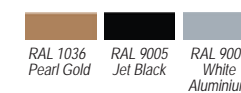
- Version for chocolate & pralines
- Hot unit, Temp. range\* : +40 ÷ +90°C
- Dry non refrigerated version (room temperature)
- For external condensing unit
- Wheels
- Ultrasonic humidifier
- Stainless steel worktop
- Color of your choice



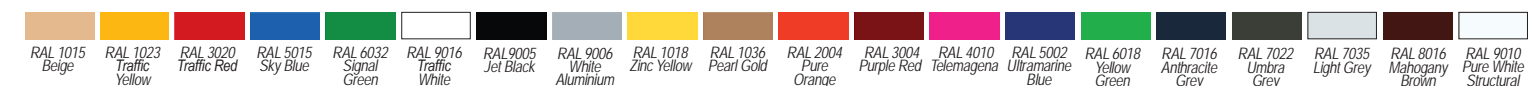
SPECIFICATIONS					
MODEL	LENGTH	DEPTH	HEIGHT	WEIGHT (LBS / KG)	ELECTRICAL
CMC90-OWRP	56"	33 1/2"	54"	776 / 351	115V / 60Hz / 1ph 11.5 AMP



#### Profile Colors



#### Available Colors



#### Wood Stains





## BAKERY / PASTRY DISPLAY CASES

### RF-WRP

STRAIGHT FRONT GLASS REFRIGERATED DISPLAY CASE

#### DESCRIPTION OF STANDARD UNIT:

- 3 versions: Refrigerated (RF-R), Hot (RF-H) Dry (RF-D)
- LED lighting
- Construction of powder coated steel
- Wooden casing
- Side and front glasses: double with serigraph (golden, silver or black)
- Finishes: golden, silver or black
- 3 rows of highlighted adjustable shelves: glass (RF-R, RF-D) or stainless steel (RF-H)
- Sliding, double glass rear doors (except RF2 - hinged glass doors)
- Forced cooling
- Temp. range\* for RF-R: 0 ÷ +4°C
- Temp. range\* for RF-H: +40 ÷ +90°C
- Dry non refrigerated RF-D: (room temperature).
- Automatic water Evaporation
- Hygrostat (humidity reduction)
- Front opening glass
- Front glass secured by string cable
- Digital temperature control

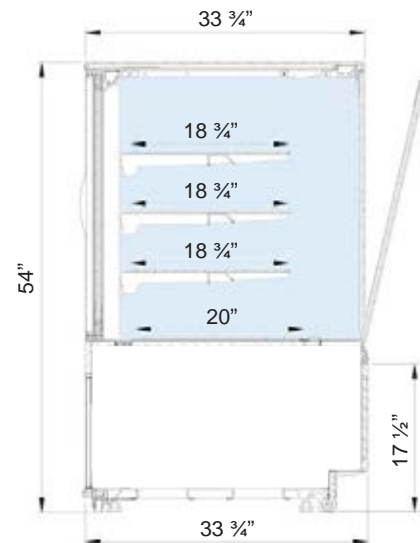


#### OPTIONS:

- Version for chocolate & pralines
- For external condensing unit
- Wheels
- Ultrasonic humidifier (except RF 2)
- Stainless steel worktop



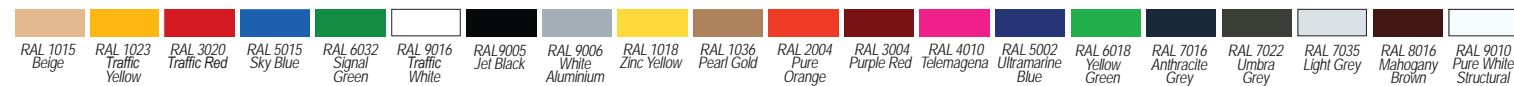
SPECIFICATIONS					
MODEL	LENGTH	DEPTH	HEIGHT	WEIGHT (LBS / KG)	ELECTRICAL
RF2-WRP	25 1/4"	33 3/4"	54"	286 / 130	115V / 60Hz / 1ph / 8 AMP
RF3-WRP	37"	33 3/4"	54"	418 / 190	115V / 60Hz / 1ph / 9.5 AMP
RF4-WRP	51 1/4"	33 3/4"	54"	529 / 240	115V / 60Hz / 1ph / 11.5 AMP




#### Profile Colors



#### Available Colors



#### Wood Stains



## BAKERY / PASTRY DISPLAY CASES

### RF-2SWRP

LOW PROFILE - TWO SHELVES

STRAIGHT FRONT GLASS REFRIGERATED DISPLAY CASE

#### DESCRIPTION OF STANDARD UNIT:

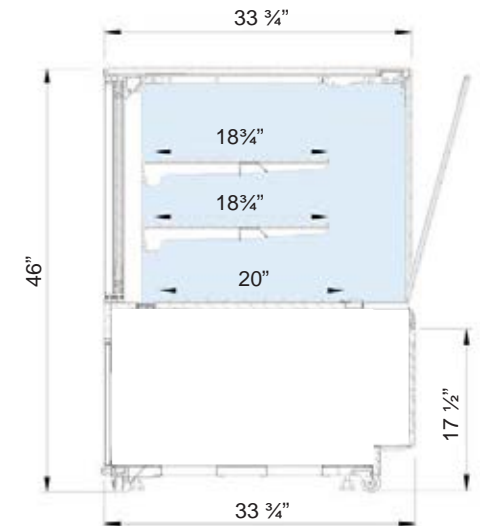
- 3 versions: Refrigerated (RF-R), Hot (RF-H) Dry (RF-D)
- LED lighting
- Construction of powder coated steel
- Wooden casing
- Side and front glasses: double with serigraph (golden, silver or black)
- Finishes: golden, silver or black
- 2 rows of highlighted adjustable shelves: glass (RF-R, RF-D) or stainless steel (RF-H)
- Sliding, double glass rear doors (except RF2 - hinged glass doors)
- Forced cooling
- Temp. range\* for RF-R: 0 ÷ +4°C
- Temp. range\* for RF-H: +40 ÷ +90°C
- Dry non refrigerated RF-D: (room temperature).
- Automatic water Evaporation
- Hygrostat (humidity reduction)
- Front opening glass
- Front glass secured by string cable
- Digital temperature control




#### OPTIONS:

- Version for chocolate & pralines
- For external condensing unit
- Wheels
- Ultrasonic humidifier (except RF 2)
- Stainless steel worktop

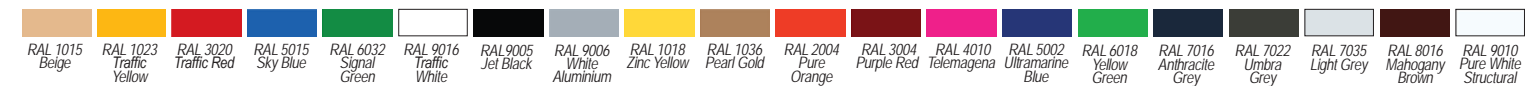
SPECIFICATIONS					
MODEL	LENGTH	DEPTH	HEIGHT	WEIGHT (LBS / KG)	ELECTRICAL
RF2-2SWRP	25 1/4"	33 3/4"	46"	253 / 115	115V / 60Hz / 1ph / 8 AMP
RF3-2SWRP	37"	33 3/4"	46"	374 / 170	115V / 60Hz / 1ph / 9.5 AMP
RF4-2SWRP	51 1/4"	33 3/4"	46"	485 / 220	115V / 60Hz / 1ph / 11.5 AMP




#### Profile Colors



#### Available Colors



#### Wood Stains











RFC-WRP

## BAKERY / PASTRY DISPLAY CASES

### RFC-WRP

STRAIGHT FRONT GLASS REFRIGERATED CORNER DISPLAY CASE

#### DESCRIPTION OF STANDARD UNIT:

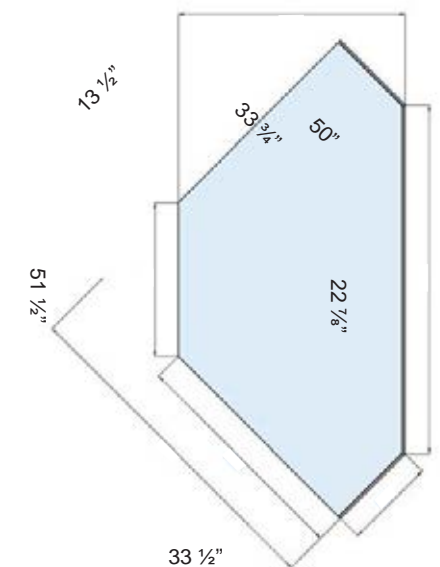
- Refrigerated unit
- LED lighting
- Construction of powder coated steel
- Wooden casing
- Side and front glasses: double with serigraph (silver or black)
- Finishes: silver or black
- 3 rows of highlighted adjustable shelves: glass (RF-R, RF-D) or stainless steel (RF-H)
- Hinged glass back door
- Forced cooling
- Temp. range\* for RF-R: 0 ÷ +4°C
- Dry non refrigerated RF-D: (room temperature).
- Automatic water Evaporation
- Hygrostat (humidity reduction)
- Front opening glass
- Front glass secured by string cable
- Digital temperature control




#### OPTIONS:

- Version for chocolate & pralines
- For external condensing unit
- Wheels
- Ultrasonic humidifier (except RF 2)
- Stainless steel worktop

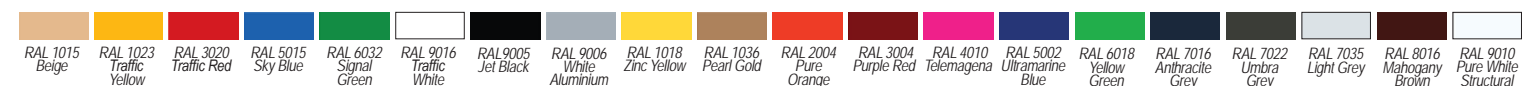
SPECIFICATIONS					
MODEL	LENGTH	DEPTH	HEIGHT	WEIGHT (LBS / KG)	ELECTRICAL
RFC-WRP	50"	33 3/4"	54"	815 / 370	115V / 60Hz / 1ph / 11.5 AMP




#### Profile Colors



#### Available Colors



#### Wood Stains





## BAKERY / PASTRY DISPLAY CASES

### DC-WRP

ANGLED FRONT GLASS REFRIGERATED DISPLAY CASE

#### DESCRIPTION OF STANDARD UNIT:

- Construction of powder coated steel
- LED Lighting.
- Wooden casing
- Side and front glasses double with black serigraphy
- Finishes: golden, silver or black
- 3 rows of highlighted adjustable, glass shelves
- Yellow lighting
- Sliding, double glass rear doors
- Forced cooling
- Temp. range: 0 ÷ +4 °C
- Automatic water Evaporation
- Hygrostat (humidity reduction)
- Front opening glass
- Condenser maintenance-free
- Front glass secured by string cable
- Digital temperature control

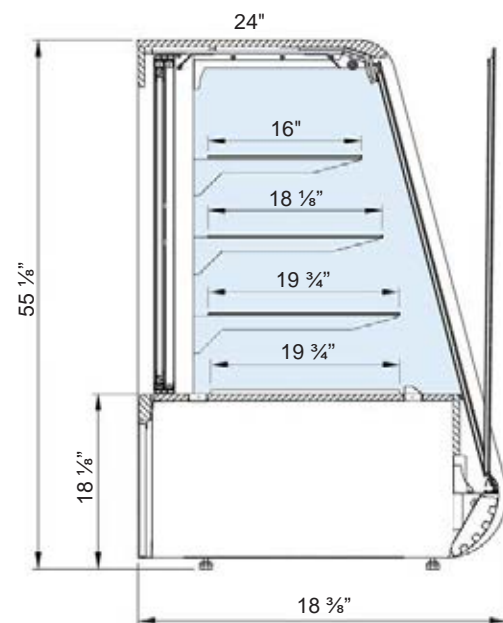


#### OPTIONS:

- Version for chocolate & pralines
- For external condensing unit.
- Wheels.
- Ultrasonic humidifier.
- Stainless steel worktop
- Thermometer in the lamp
- Multiplexing

#### SPECIFICATIONS

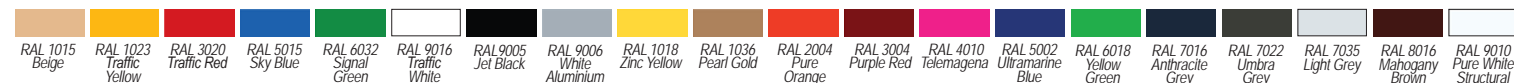
MODEL	LENGTH	DEPTH	HEIGHT	WEIGHT (LBS / KG)	ELECTRICAL
DC3-WRP	37 ¾"	38"	55"	441 / 200	115V / 60Hz / 1ph / 8 AMP
DC4-WRP	53 ¾"	38"	55"	551 / 250	115V / 60Hz / 1ph / 11 AMP



#### Profile Colors

RAL 9005  
Jet Black

#### Available Colors



DC-WRP





## BAKERY / PASTRY DISPLAY CASES

### MG-RP

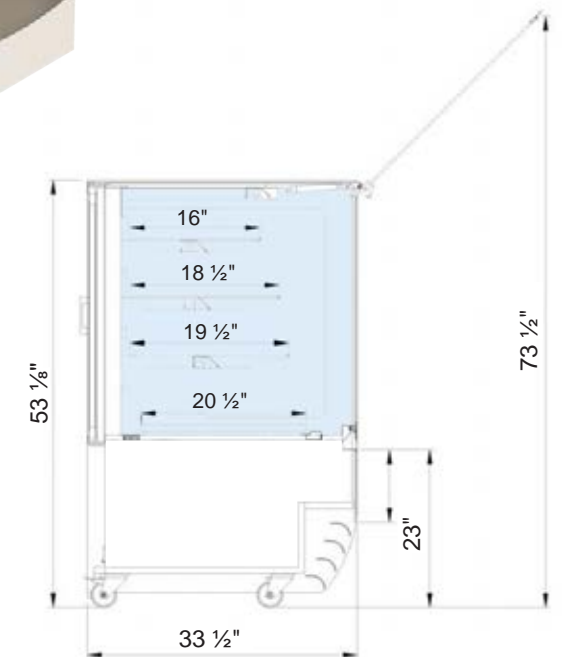
STRAIGHT FRONT GLASS REFRIGERATED DISPLAY CASE

#### DESCRIPTION OF STANDARD UNIT:

- 2 versions: Refrigerated (MG-R), Dry (MG-D)
- LED lighting
- Construction of powder coated steel
- Wooden casing
- Front, side and top glasses: single, with serigraphy (silver or black)
- Lift up system of front glass
- 3 rows of highlighted adjustable, glass shelves
- Yellow lighting
- Bottom decks on tray slides
- Sliding, double glass rear doors
- Wheels
- Forced cooling
- Temp. range\* : 0 ÷ +4 °C
- Automatic water Evaporation
- Hygostat (humidity reduction)
- Digital temperature control

#### OPTIONS:

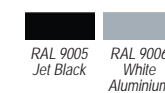
- Version for chocolate & pralines
- For external condensing unit
- Ultrasonic humidifier
- External condensing unit
- Dry non refrigerated version MG-DP: (room temperature)



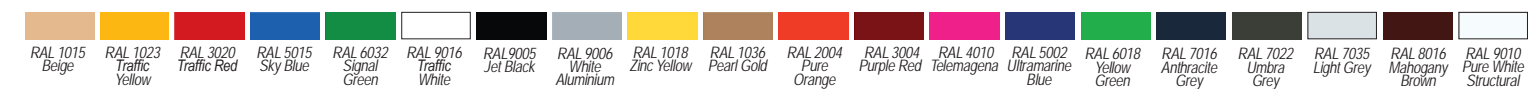
SPECIFICATIONS					
MODEL	LENGTH	DEPTH	HEIGHT	WEIGHT (LBS / KG)	ELECTRICAL
MG3-RP	37"	33 1/2"	53 1/8"	397 / 180	115V / 60Hz / 1ph / 9.5 AMP
MG4-RP	56 1/2"	33 1/2"	53 1/8"	618 / 280	115V / 60Hz / 1ph / 11.5 AMP



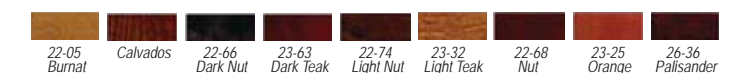
#### Profile Colors



#### Available Colors



#### Wood Stains





## CHOCOLATE / PASTRY DISPLAY CASES

### VLV-RP

JEWELRY REFRIGERATED DISPLAY CASE

#### DESCRIPTION OF STANDARD UNIT:

- 2 versions: Refrigerated (VLV-RP), Dry (VLV-DP)
- LED lighting
- Construction of powder coated steel
- Wooden casing
- Front and Side with glasses
- Finishes: Silver
- Yellow lighting
- Sliding plexi rear doors
- Forced cooling
- Temp. range\* : 0 ÷ +4°C
- Automatic water Evaporation
- Hygrostat (humidity reduction)
- Front opening glass
- Digital temperature control

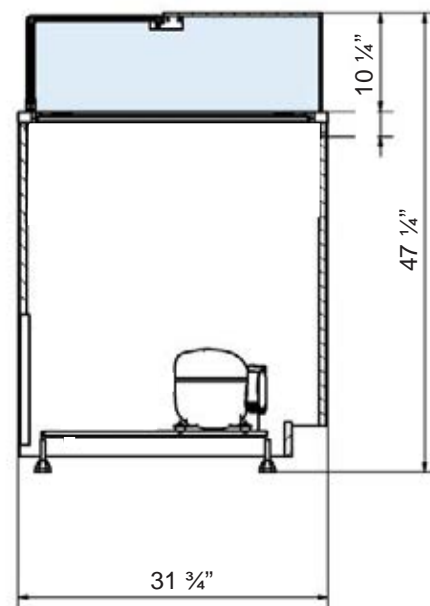


#### OPTIONS:


- Version for chocolate & pralines
- Dry non refrigerated version (room temperature)
- For external condensing unit
- Wheels
- Ultrasonic humidifier
- For individual decoration
- Multiplexing
- Flap doors on the front
- Highlighted front

#### SPECIFICATIONS

MODEL	LENGTH	DEPTH	HEIGHT	WEIGHT (LBS / KG)	ELECTRICAL
VLV4-RP	51 ¼"	31 ¾"	47 ¼"	339 / 154	115V / 60Hz / 1ph / 8 AMP
VLV6-RP	74 ½"	31 ¾"	47 ¼"	509 / 231	115V / 60Hz / 1ph / 9.5 AMP
VLV8-RP	98"	31 ¾"	47 ¼"	677 / 307	115V / 60Hz / 1ph / 11.5 AMP




#### Profile Colors



#### Available Colors



#### Wood Stains





## BAKERY / PASTRY DISPLAY CASES

### CP-WRP

STRAIGHT FRONT GLASS REFRIGERATED DISPLAY CASE

#### DESCRIPTION OF STANDARD UNIT:

- 3 versions: Refrigerated, Hot, and Dry
- LED lighting
- Construction of powder coated steel
- Tempered, flat front and side glasses
- Yellow lighting
- Stainless steel exposition trays and worktop
- Rear Plexiglas's shutter
- Forced cooling
- Temp. range\* : 0 ÷ +4°C
- Dry non refrigerated CP-DP: (room temperature)
- Automatic water Evaporation
- Hygrostat (humidity reduction)
- Front opening glass
- Digital temperature control



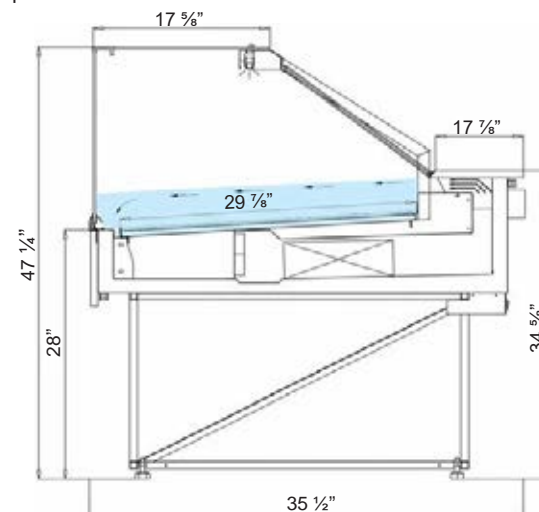
#### OPTIONS:

- CLASSIC casing (CLA) – straight front and sides (in RAL or wooden stain)
- RETRO casing (RET) – milled front and sides (only in RAL)
- MODERN casing (MOD) – SIBU front with LED lighting
- Version for chocolate, pralines & gelato
- For external condensing unit (AZ)\*\*
- Wheels
- Multiplexing
- Glass shelf

- Plexiglas separator
- 2-steps exposition trays for cakes
- Grate for bread with crumb's tray
- Bakery trays
- Stand for scale, cash register
- Heated lamps for hot version
- Stainless steel bumper
- Stainless steel shelf for customers
- Granite worktop

#### SPECIFICATIONS

MODEL	LENGTH	DEPTH	HEIGHT	WEIGHT (LBS / KG)	ELECTRICAL
CP2-WRP	25 ¼"	35 ½"	47 ¼"	286 / 130	115V / 60Hz / 1ph / 8 AMP
CP3-WRP	37"		47 ¼"	418 / 190	115V / 60Hz / 1ph / 9.5 AMP
CP4-WRP	53"		47 ¼"	529 / 240	115V / 60Hz / 1ph / 11.5 AMP




#### Profile Colors



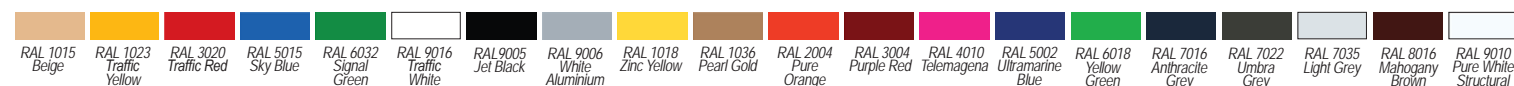
#### Granite Finishes



#### Wood Stains



#### Available Colors



CP-WRP





## BAKERY / PASTRY DISPLAY CASES

### LM-WRP

STRAIGHT FRONT GLASS REFRIGERATED DISPLAY CASE

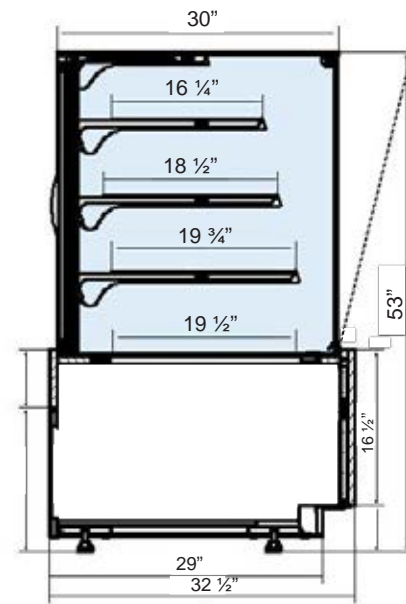
#### DESCRIPTION OF STANDARD UNIT:

- 2 versions: Refrigerated (RF-R), Dry (RF-D)
- LED lighting
- Construction of stainless steel
- External casing made of laminate chipboard
- Highlighted adjustable glass shelves (LED)
- Sliding rear doors (except RF2 - hinged glass doors)
- Forced cooling
- Temp. range\* for RF-R: 0 ÷ +4°C
- Dry non refrigerated RF-D: (room temperature).
- Automatic water Evaporation
- Hygrostat (humidity reduction)
- Front opening glass
- Front glass secured by string cable
- Digital temperature control


#### OPTIONS:

- Multiplexing
- For individual decoration
- Highlighted front panel
- Wheels

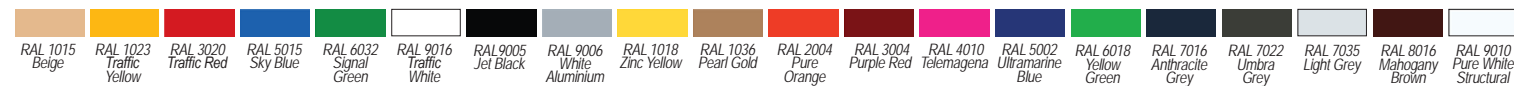
SPECIFICATIONS					
MODEL	LENGTH	DEPTH	HEIGHT	WEIGHT (LBS / KG)	ELECTRICAL
LM2-WRP	26 ¾"	32 ½"	53"	346 / 157	115V / 60Hz / 1ph / 8 AMP
LM3-WRP	38 ½"	32 ½"	53"	478 / 217	115V / 60Hz / 1ph / 9.5 AMP
LM4-WRP	54 ¼"	32 ½"	53"	599 / 272	115V / 60Hz / 1ph / 11.5 AMP



#### Profile Colors



#### Available Colors



#### Wood Stains



## BAKERY / PASTRY DISPLAY CASES

### LM-2SWRP

LOW PROFILE - TWO SHELVES

STRAIGHT FRONT GLASS REFRIGERATED DISPLAY CASE

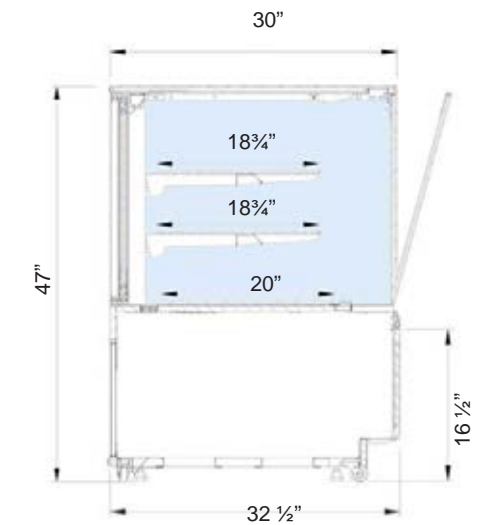
#### DESCRIPTION OF STANDARD UNIT:

- 2 versions: Refrigerated (RF-R), Dry (RF-D)
- LED lighting
- Construction of stainless steel
- External casing made of laminate chipboard
- Highlighted adjustable glass shelves (LED)
- Sliding rear doors (except RF2 - hinged glass doors)
- Forced cooling
- Temp. range\* for RF-R: 0 ÷ +4°C
- Dry non refrigerated RF-D: (room temperature).
- Automatic water Evaporation
- Hygrostat (humidity reduction)
- Front opening glass
- Front glass secured by string cable
- Digital temperature control


#### OPTIONS:

- Multiplexing
- For individual decoration
- Highlighted front panel
- Wheels

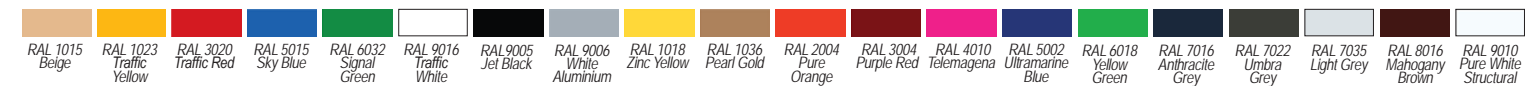
SPECIFICATIONS					
MODEL	LENGTH	DEPTH	HEIGHT	WEIGHT (LBS / KG)	ELECTRICAL
LM2-2SWRP	26 ¾"	32 ½"	47"	286 / 130	115V / 60Hz / 1ph / 8 AMP
LM3-2SWRP	38 ½"	32 ½"	47"	418 / 190	115V / 60Hz / 1ph / 9.5 AMP
LM4-2SWRP	54 ¼"	32 ½"	47"	529 / 240	115V / 60Hz / 1ph / 11.5 AMP



#### Profile Colors



#### Available Colors



#### Wood Stains







LM-WRP





VN-RP

## BAKERY / PASTRY DISPLAY CASES

### VN-RP

#### CURVED FRONT GLASS REFRIGERATED DISPLAY CASE

##### DESCRIPTION OF STANDARD UNIT:

- Construction and casing of stainless steel
- LED lighting
- Side glasses: double with silver serigraphy
- Front glass in closed version: double with silver serigraphy
- 3 rows of highlighted, adjustable shelves: glass (VN-R, VN-D) or stainless steel (VN-H)
- Yellow lighting
- Perforated, stainless steel back panel in self-service (O) version
- Sliding, double glass rear doors (except VN 60 - hinged glass doors)
- Forced cooling
- Temp. range\* for VN-R: 0 ÷ +4°C
- Temp. range\* for VN-O: 0 ÷ +4°C
- Temp. range\* for VN-H: +40 ÷ +90°C
- Automatic water Evaporation
- Hygrostat (humidity reduction)
- Front opening glass
- Digital temperature control

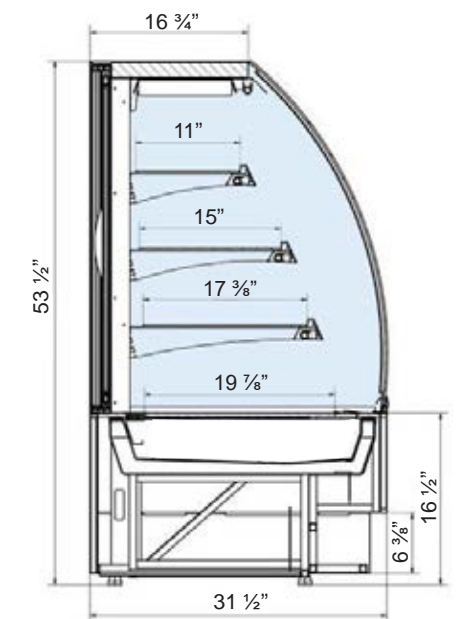


##### OPTIONS:


- Version for chocolate & pralines
- For external condensing unit
- Wheels
- Ultrasonic humidifier (except VN 2)
- Front glass secured by the chain
- MDF front panel and sides
- Rear, hinged Plexiglas doors for self-service version

##### SPECIFICATIONS – Closed Front

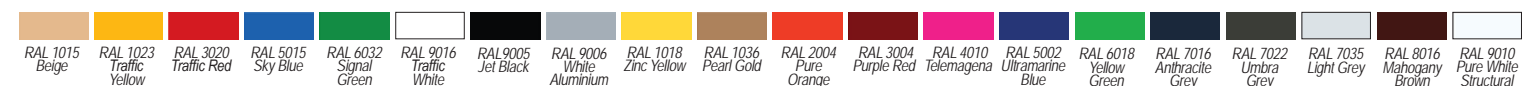
MODEL	LENGTH	DEPTH	HEIGHT	WEIGHT (LBS / KG)	ELECTRICAL
VN2-RP	24"	31 1/2"	53 1/2"	309 / 140	115V / 60Hz / 1ph / 8 AMP
VN3-RP	35 1/2"	31 1/2"	53 1/2"	375 / 170	115V / 60Hz / 1ph / 9.5 AMP
VN4-RP	47"	31 1/2"	53 1/2"	463 / 210	115V / 60Hz / 1ph / 11.5 AMP




##### Profile Colors



##### Available Colors



##### Wood Stains







## BAKERY / PASTRY DISPLAY CASES

### BLS-WRP

REFRIGERATED VERTICAL DISPLAY CASE

#### DESCRIPTION OF STANDARD UNIT:

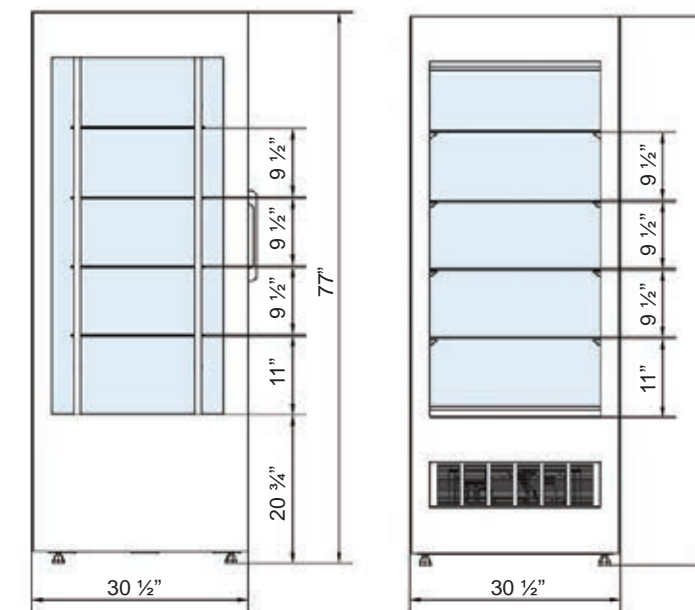
- Construction of powder coated steel
- LED lighting
- Wooden casing
- 4 rows of glass shelves
- Vertical lighting
- Stainless steel chamber
- Hinged doors
- Forced cooling
- Temp. range\*: 0 ÷ +4°C
- Automatic water Evaporation
- Digital temperature control

#### OPTIONS:


- For external condensing unit
- Wheels



SPECIFICATIONS					
MODEL	LENGTH	DEPTH	HEIGHT	WEIGHT (LBS / KG)	ELECTRICAL
BLS-WRP	31"	31"	76 1/2"	330 / 150	115V / 60Hz / 1ph 8 AMP



#### Profile Colors



#### Available Colors



#### Wood Stains





# REFRIGERATED CASH-OUT COUNTER

## PL-RCC

REFRIGERATED CASH COUNTER

### DESCRIPTION OF STANDARD UNIT:

- Construction of powder coated steel
- LED lighting
- Stainless steel exposition drawer
- Wooden casing
- Forced cooling
- Temp. range\* : 0 ÷ +4°C
- Automatic water Evaporation
- Front glass secured by string cable
- Front opening glass
- Digital temperature control




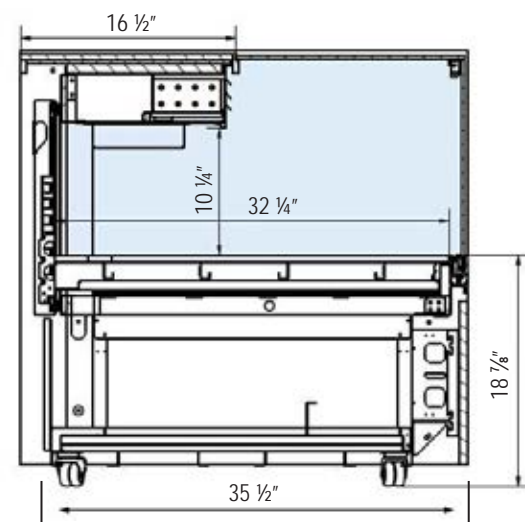
### OPTIONS:

- Color of your choice
- Wheels
- Ultrasonic humidifier

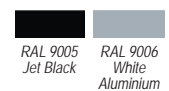


### SPECIFICATIONS

MODEL	LENGTH	DEPTH	HEIGHT	WEIGHT (LBS / KG)	ELECTRICAL
PL1-RCC	35 1/2"	35 1/2"	35 1/2"	176 / 80	115V / 60Hz / 1ph / 6 AMP
PL2-RDD	39 1/2"	35 1/2"	35 1/2"	242 / 110	115V / 60Hz / 1ph / 7 AMP



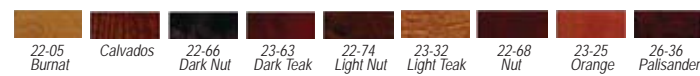
### Profile Colors



### Granite Finishes



### Wood Stains



### Available Colors





## CASH-OUT COUNTER

### CM-COC

NON-REFRIGERATED CHECK-OUT CASH COUNTER

#### DESCRIPTION OF STANDARD UNIT:

- Construction of powder coated steel
- LED lighting
- Wooden casing
- Finishes: golden, silver or black
- Yellow lighting
- Temp. range : (room temperature)
- Bottom storage area

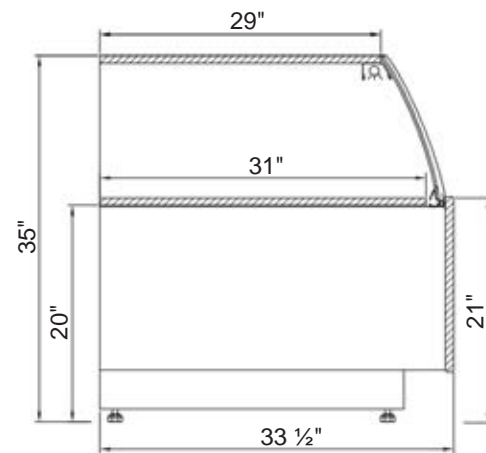
#### OPTIONS:

- Colors of choice
- Granite top




#### SPECIFICATIONS

MODEL	LENGTH	DEPTH	HEIGHT	WEIGHT (LBS / KG)	ELECTRICAL
CM3-COC	37"	33 1/2"	35"	133 / 60	115V / 60Hz / 1ph / 1 AMP
CM4-COC	52 7/8"	33 1/2"	35"	199 / 90	115V / 60Hz / 1ph / 1 AMP



MATCHING - CM - MODEL

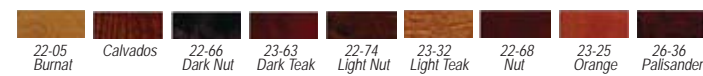
#### Profile Colors



#### Granite Finishes



#### Wood Stains



#### Available Colors



## CASH-OUT COUNTER

### RF-COC

NON-REFRIGERATED CHECK-OUT CASH COUNTER

#### DESCRIPTION OF STANDARD UNIT:

- Construction of powder coated steel
- LED market lighting
- Wooden casing
- Finishes: silver or black
- Temp. range : (room temperature)
- Bottom storage area

#### OPTIONS:

- Colors of choice
- Granite top



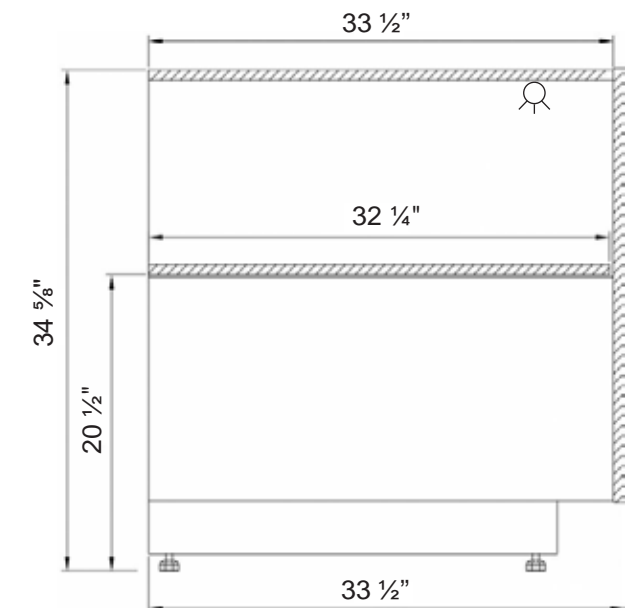
#### SPECIFICATIONS

MODEL	LENGTH	DEPTH	HEIGHT	WEIGHT (LBS / KG)	ELECTRICAL
RF3-COC	37"	33 1/2"	35"	60 / 133	115V / 60Hz / 1ph / 1 AMP
RF4-COC	48"	33 1/2"	35"	90 / 199	115V / 60Hz / 1ph / 1 AMP

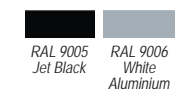
Custom Length Available



MATCHING - RF - MODEL




#### Profile Colors



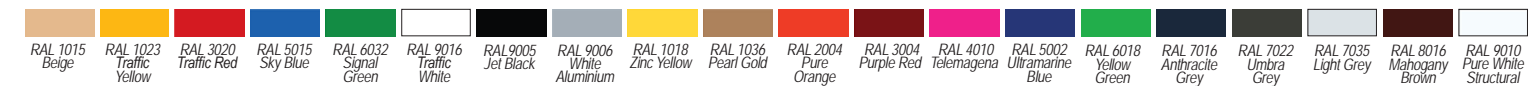
#### Granite Finishes



#### Wood Stains



#### Available Colors





## CASH-OUT COUNTER

### MG-COC


NON-REFRIGERATED CHECK-OUT CASH COUNTER

#### DESCRIPTION OF STANDARD UNIT:

- Construction of powder coated steel
- Wooden casing
- Finishes: golden, silver or black
- Temp. range : (room temperature)
- Bottom storage area

#### OPTIONS:

- Colors of choice
- Granite top

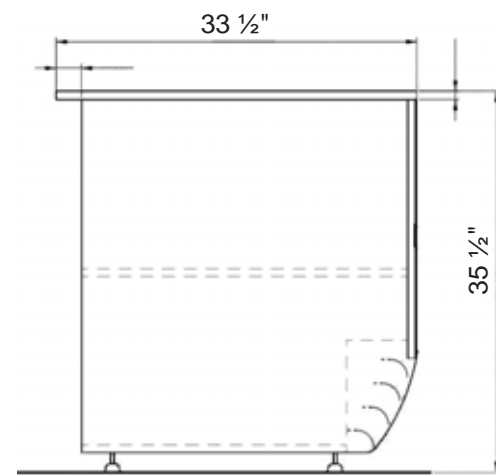


#### SPECIFICATIONS

MODEL	LENGTH	DEPTH	HEIGHT	WEIGHT (LBS / KG)
MG3-COC	37"	32 1/2"	34 5/8"	60 / 133
MG4-COC	48 7/8"	32 1/2"	34 5/8"	90 / 199



MATCHING - MG - MODEL



## CASH-OUT COUNTER

### DC-COC

NON-REFRIGERATED CHECK-OUT CASH COUNTER

#### DESCRIPTION OF STANDARD UNIT:

- Construction of powder coated steel
- Front display
- Front opening
- LED lighting
- Wooden casing
- Finishes: golden, silver or black
- Temp. range : (room temperature)
- Bottom storage area
- Sliding middle shelf

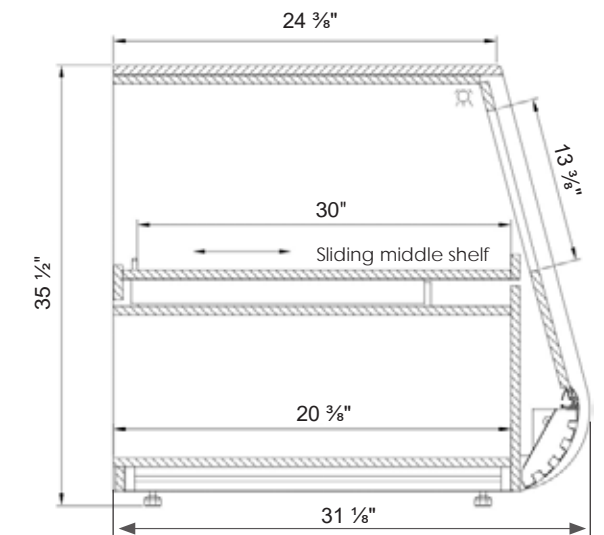
#### OPTIONS:

- Colors of choice
- Granite top



#### SPECIFICATIONS


MODEL	LENGTH	DEPTH	HEIGHT	WEIGHT (LBS / KG)	ELECTRICAL
DC3-COC	35 1/2"	31" 1/8 / 38"	35"	133 / 60	115V / 60Hz / 1ph / 1 AMP
DC4-COC	48 7/8"	31" 1/8 / 38"	35"	199 / 90	115V / 60Hz / 1ph / 1 AMP



MATCHING - DC - MODEL



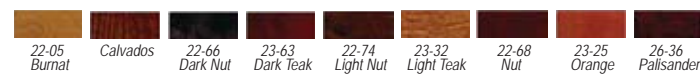
#### Profile Colors



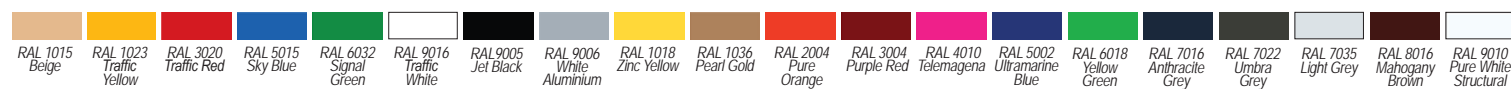
#### Granite Finishes



#### Wood Stains



#### Available Colors




#### Profile Colors



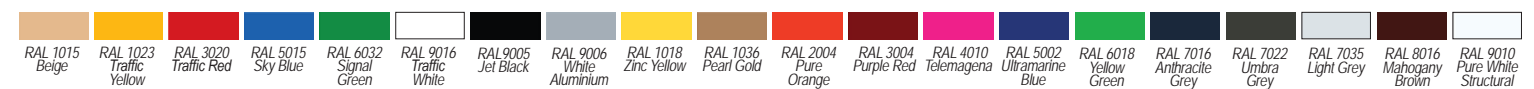
#### Granite Finishes



#### Wood Stains



#### Available Colors





## GELATO DISPLAY CASE

### ML-IGF

POZZETTI - GELATO / ICE-CREAM DISPLAY FREEZER

#### DESCRIPTION OF STANDARD UNIT:

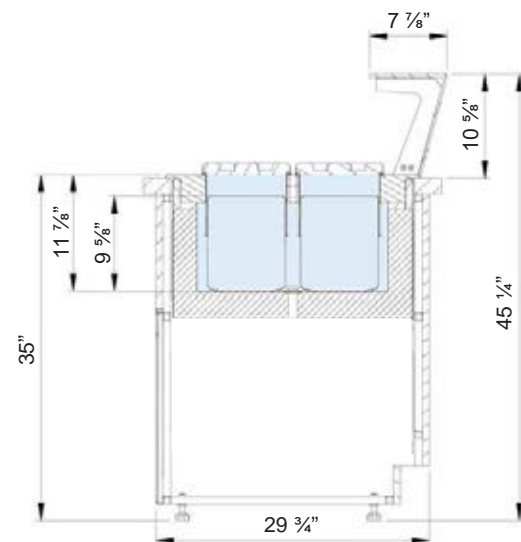
- Gravity cooling
- Finishing elements of stainless steel
- Device adapted for furniture installation (assembly on a worktop)
- Stainless steel worktop
- White lighting
- Gelato pans
- Temp. range\*: -12 ÷ -24°C
- Automatic defrosting
- Automatic water Evaporation
- Digital temperature control

#### OPTIONS:

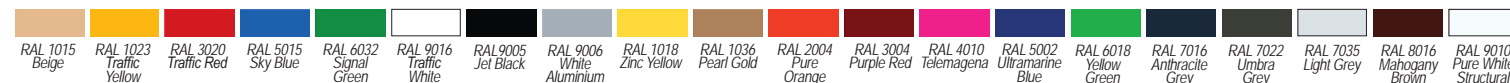
- Wheels
- Spoon washer
- For individual decoration
- Glass extension



SPECIFICATIONS						
MODEL	LENGTH	DEPTH	HEIGHT	NUMBERS OF PANS	WEIGHT (LBS / KG)	ELECTRICAL
ML4-IGF	30 1/2"	29 3/4"	45 1/4"	4	286 / 130	115V / 60Hz / 1ph / 11 AMP 220V / 60Hz / 1ph / 7 AMP
ML6-IGF	39 3/4"	29 3/4"	45 1/4"	6	353 / 160	115V / 60Hz / 1ph / 13.5 AMP 220V / 60Hz / 1ph / 9 AMP
ML8-IGF	49 1/4"	29 3/4"	45 1/4"	8	419 / 190	115V / 60Hz / 1ph / 13.5 AMP 220V / 60Hz / 1ph / 9 AMP



#### Available Colors



## GELATO DISPLAY CASE

### CN-GF

HORIZONTAL GLASS TOP GELATO DISPLAY CASE

#### DESCRIPTION OF STANDARD UNIT:

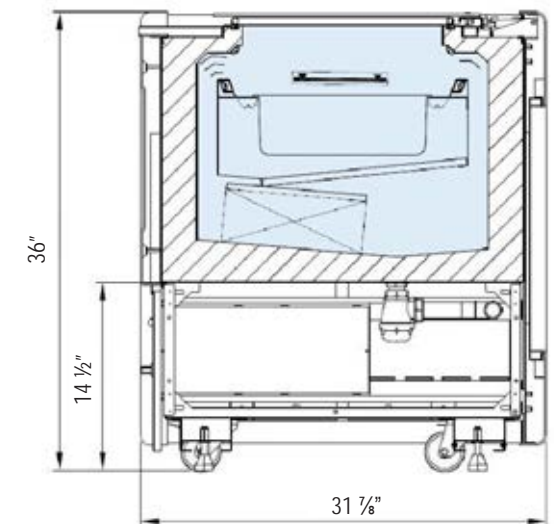
- Forced cooling
- Construction of stainless steel, casing of ABS plate
- LED Lighting
- Lift up system of horizontal glass
- Stainless steel worktop
- Wheels and adjustable feet
- Temp. range\*: -12 ÷ -24°C
- Automatic defrosting
- Automatic water Evaporation
- Ice-cream containers
- Digital temperature control

#### OPTIONS:


- Spoon washer
- For individual decoration



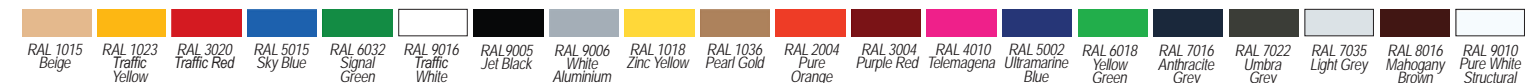
SPECIFICATIONS						
MODEL	LENGTH	DEPTH	HEIGHT	NUMBERS OF PANS	WEIGHT (LBS / KG)	ELECTRICAL
CN9-GF	85 1/4"	32"	36"	9	441 / 200	115V / 60Hz / 1ph / 13.5 AMP



#### Wood Stains



#### Available Colors





## GELATO DISPLAY CASE

### CR-GF

CURVED FRONT GLASS GELATO DISPLAY

#### DESCRIPTION OF STANDARD UNIT:

- Construction of powder-coated steel
- LED lighting
- Front panel made of powder-coated steel - highlighted
- (blue lighting for RAL 9006, white lighting for rest colors)
- MDF sides
- Side glasses with heaters
- Stainless steel worktop
- Plexiglas night curtain
- White lighting
- Gelato pans
- Forced cooling
- Temp. range\*: -12 ÷ -24°C
- Automatic defrosting
- Automatic water Evaporation
- Front opening glass
- Digital temperature control

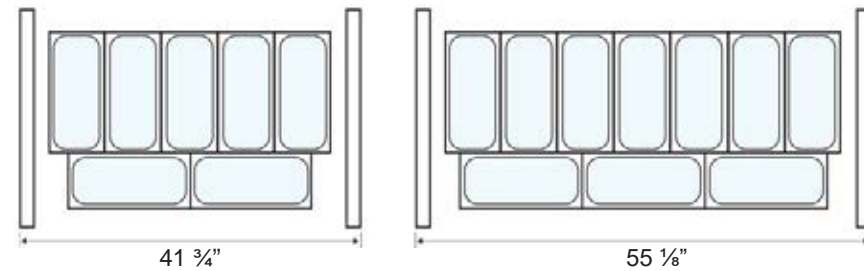
#### OPTIONS:

- Wheels
- Spoon washer
- For individual decoration
- Wooden casing
- Squar front glass, model (CRS-GF)

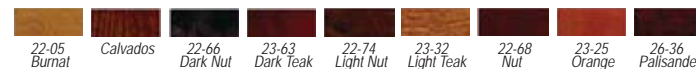
\* Temperature range given for max ambient temp of +30°C and relative humidity of 55%.  
 \*\* Cooling power demand: 400 W/1mr at evaporating temp. -10°C (Hawana W); 350W/1mr at evaporating temp. -25°C

#### SPECIFICATIONS

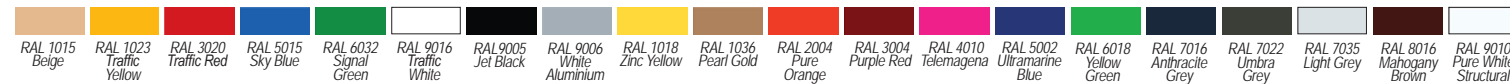
MODEL	LENGTH	DEPTH	HEIGHT	NUMBERS OF PANS	WEIGHT (LBS / KG)	ELECTRICAL
CR7-GF	41 3/4"	34"	51 1/8"	7	353 / 160	115V / 60Hz / 1ph / 11 AMP
CR10-GF	55 1/8"	34"	51 1/8"	10	419 / 190	115V / 60Hz / 1ph / 13.5 AMP



#### Wood Stains



#### Available Colors



## GELATO DISPLAY CASE

### CRS-GF

SQUARE FRONT GLASS GELATO DISPLAY

#### DESCRIPTION OF STANDARD UNIT:

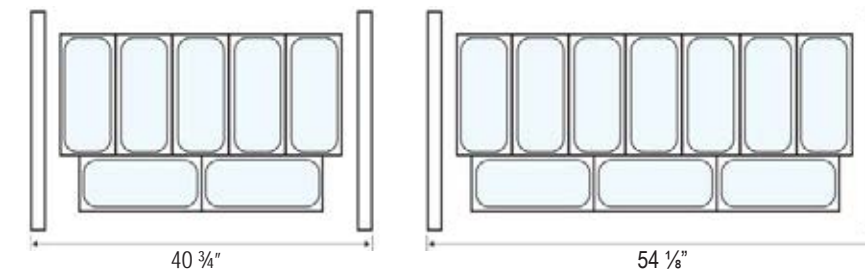
- Construction of powder-coated steel
- LED lighting
- Front panel made of powder-coated steel - highlighted
- (blue lighting for RAL 9006, white lighting for rest colors)
- MDF sides
- Side glasses with heaters
- Stainless steel worktop
- Plexiglas night curtain
- White lighting
- Gelato pans
- Forced cooling
- Temp. range\*: -12 ÷ -24°C
- Automatic defrosting
- Automatic water Evaporation
- Front opening glass
- Digital temperature control

#### OPTIONS:

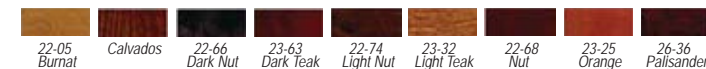
- Wheels
- Spoon washer
- For individual decoration
- Wooden casing

#### SPECIFICATIONS

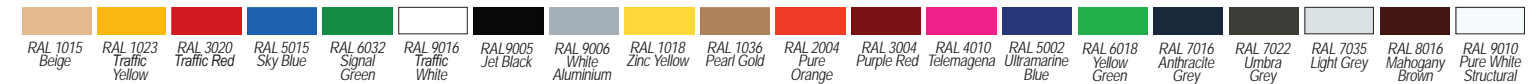
MODEL	LENGTH	DEPTH	HEIGHT	NUMBERS OF PANS	WEIGHT (LBS / KG)	ELECTRICAL
CRS7-GF	40 3/4"	34 1/2"	48 7/8"	7	353 / 160	115V / 60Hz / 1ph / 11 AMP
CRS10-GF	54 1/8"	34 1/2"	48 7/8"	10	419 / 190	115V / 60Hz / 1ph / 13.5 AMP



#### Wood Stains



#### Available Colors







## GELATO DISPLAY CASE

### BS-GF CURVED FRONT GLASS GELATO DISPLAY CASE

#### DESCRIPTION OF STANDARD UNIT:

- Construction of powder-coated steel
- LED Lighting
- MDF front panel and sides
- Front and side glasses with heaters
- Side and front glasses with silver serigraphy
- Silver finishes
- Stainless steel worktop
- Night blind
- White lighting
- Wheels
- Forced cooling
- Temp. range\*: -12 ÷ -24°C
- Automatic defrosting
- Automatic water Evaporation
- Ice-cream containers
- Lift up system of front glass
- Digital temperature control

#### OPTIONS:

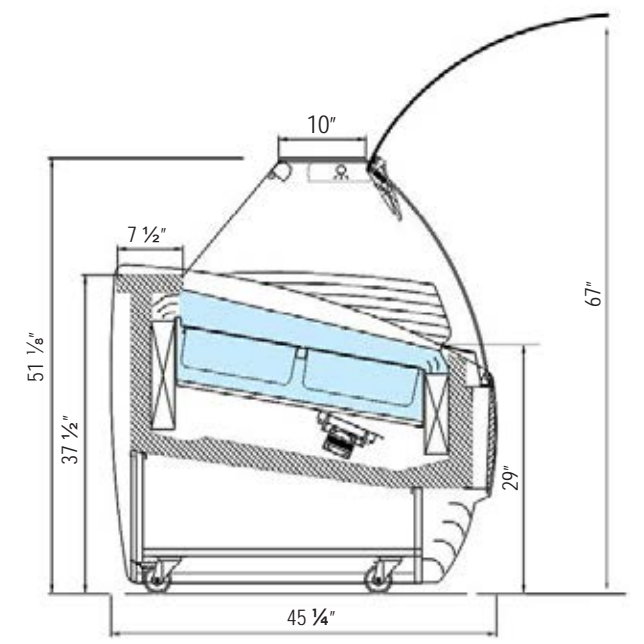
- Spoon washer
- For individual decoration
- Wooden casing
- Highlighted Plexiglas front
- Water cooled condenser



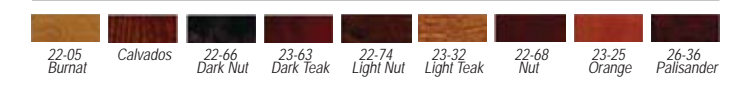
SPECIFICATIONS						
MODEL	LENGTH	DEPTH	HEIGHT	NUMBERS OF PANS	WEIGHT (LBS / KG)	ELECTRICAL
BS12-GF	45 1/2"	45 1/4"	51 1/8"	12	441 / 200	220V / 60Hz / 1ph 8 AMP
BS18-GF	65 1/4"	45 1/4"	51 1/8"	18	617 / 280	220V / 60Hz / 1ph 12 AMP
BS24-GF	85"	45 1/4"	51 1/8"	24	728 / 330	220V / 60Hz / 1ph 14 AMP



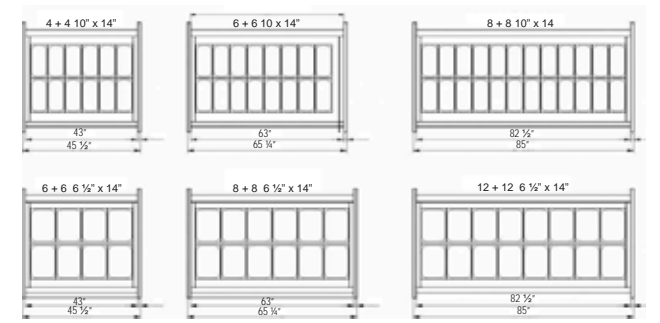
\* Temperature range given for max ambient temp of +30°C and relative humidity of 55%.  
\*\* Cooling power demand: 400 W/1mr at evaporating temp. -10°C (Hawana W); 350W/1mr at evaporating temp. -25°C



#### Wood Stains



#### Available Colors





## GELATO DISPLAY CASE

### RKC-GF

#### MOBILE GELATO CART

##### DESCRIPTION OF STANDARD UNIT:

- Gravity cooling
- Refrigerant: R290
- Construction of powder-coated steel
- LED lighting
- Powder coated metal housing
- Glass with silver serigraphy
- Stainless steel worktop
- Plexiglas night curtain
- White lighting
- Wheels
- Gelato pans
- Spoon washer
- Temp. range\*: -12 ÷ -22°C
- Automatic defrosting
- Automatic water Evaporation
- Digital temperature control

##### OPTIONS:

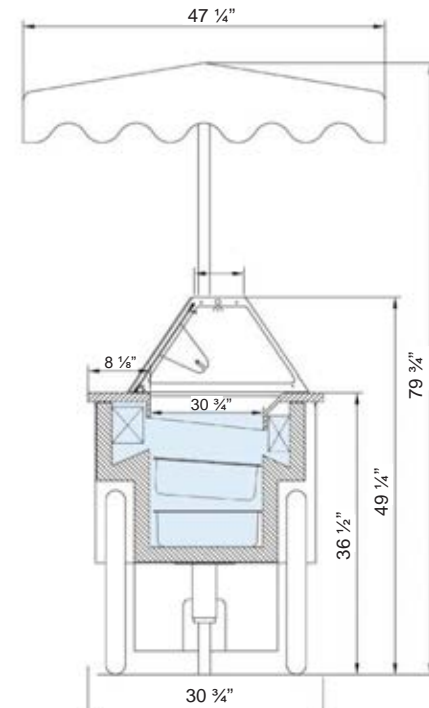
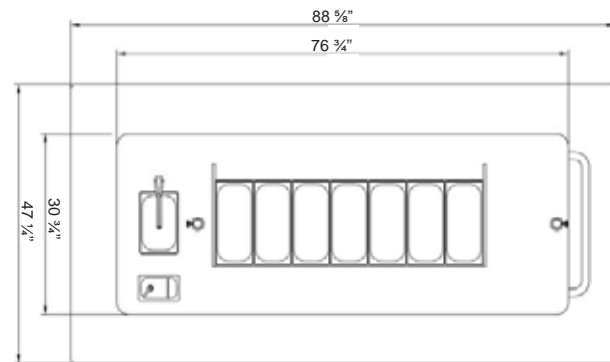
- For individual decoration
- Water heater




\* Temperature range given for max ambient temp of +30°C and relative humidity of 55%.  
 \*\* Cooling power demand: 400 W/1mr at evaporating temp. -10°C (Hawana W); 350W/1mr at evaporating temp. -25°C

#### SPECIFICATIONS

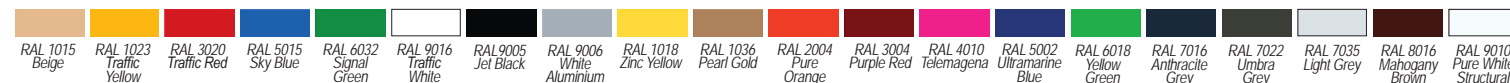
MODEL	LENGTH	DEPTH	HEIGHT	NUMBERS OF PANS	WEIGHT (LBS / KG)	ELECTRICAL
RK7-CGF	76 ¾"	30 ¾"	79 ¾"	7	353 / 160	115V / 60Hz / 1ph / 11 AMP 220V / 60Hz / 1ph / 8 AMP



#### Wood Stains



#### Available Colors



## GELATO DISPLAY CASE

### SR-GF

#### CURVED FRONT GLASS GELATO DISPLAY CASE

##### DESCRIPTION OF STANDARD UNIT:

- Construction of powder-coated steel
- LED Lighting
- MDF front panel and sides
- Front and side glasses with heaters
- Side and front glasses with silver serigraphy
- Silver finishes
- Stainless steel worktop
- Night blind
- White lighting
- Wheels
- Forced cooling
- Temp. range\*: -12 ÷ -24°C
- Automatic defrosting
- Automatic water Evaporation
- Ice-cream containers
- Lift up system of front glass
- Digital temperature control

##### OPTIONS:

- Spoon washer
- For individual decoration
- Wooden casing
- Highlighted Plexiglas front
- Water cooled condenser



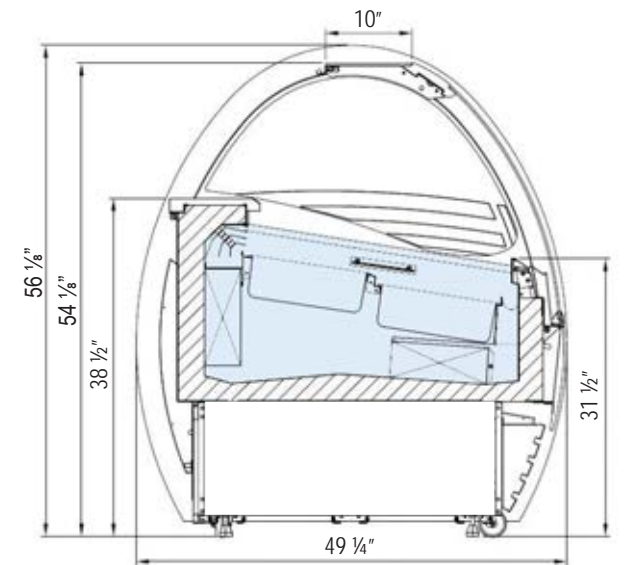
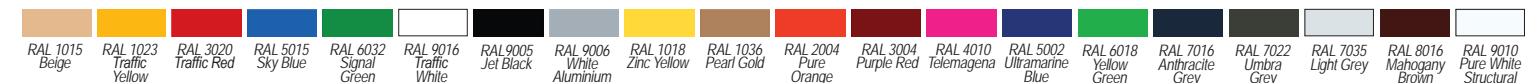
#### SPECIFICATIONS

MODEL	LENGTH	DEPTH	HEIGHT	NUMBERS OF PANS	WEIGHT (LBS / KG)	ELECTRICAL
SR12-GF	46 ½"	49 ¼"	56 ½"	12	441 / 200	220V / 60Hz / 1ph 8 AMP
SR18-GF	66 ¼"	49 ¼"	56 ½"	18	617 / 280	220V / 60Hz / 1ph 12 AMP
SR24-GF	89 ¾"	49 ¼"	56 ½"	24	728 / 330	220V / 60Hz / 1ph 14 AMP



\* Temperature range given for max ambient temp of +30°C and relative humidity of 55%.  
 \*\* Cooling power demand: 400 W/1mr at evaporating temp. -10°C (Hawana W); 350W/1mr at evaporating temp. -25°C

#### Available Colors







## GELATO DISPLAY CASE

### DC-GF

ANGLED FRONT GLASS GELATO DISPLAY FREEZER

#### DESCRIPTION OF STANDARD UNIT:

- Construction of powder-coated steel
- LED lighting
- MDF front panel and top worktop
- Front glasses with black serigraphy
- Stainless steel worktop
- Night blind
- White lighting
- Wheels
- Forced cooling
- Temp. range\*: -12 ÷ -24°C
- Automatic defrosting
- Automatic water Evaporation
- Ice-cream containers
- Front opening glass
- Digital temperature control

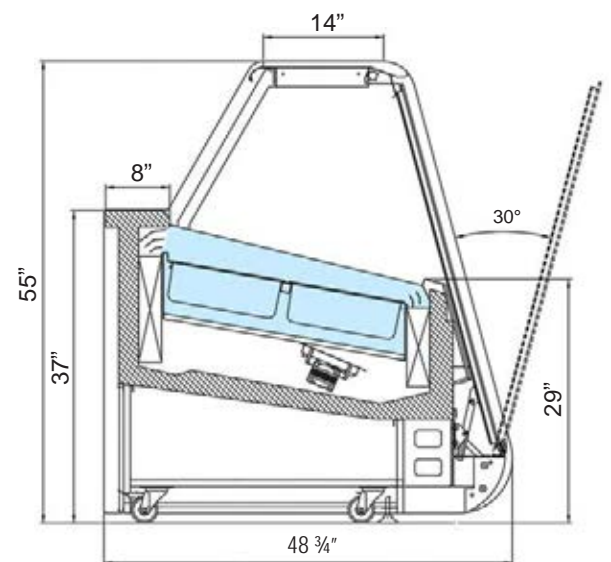
#### OPTIONS:

- Spoon washer
- For individual decoration
- Wooden casing
- Water cooled condenser



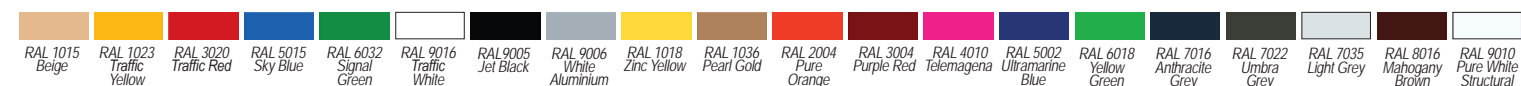
#### SPECIFICATIONS

MODEL	LENGTH	DEPTH	HEIGHT	NUMBERS OF PANS	WEIGHT (LBS / KG)	ELECTRICAL
DC12-GF	46 1/2"	48 3/4"	55"	12	595 / 270	220V / 60Hz / 1ph 7 AMP
DC18-GF	66 1/8"	48 3/4"	55"	18	727 / 330	220V / 60Hz / 1ph 9 AMP
DC24-GF	85 3/4"	48 3/4"	55"	24	859 / 390	220V / 60Hz / 1ph 11 AMP



\* Temperature range given for maximum ambient temperature of +25°C and relative humidity 55%.  
 \*\* Values are provided for an Evaporation temp. of -35°C, condensation temp. of +45°C, ambient temp of +30°C and relative humidity of 55%.

#### Available Colors



DC-GF



# GELATO DISPLAY CASE

## RF-GF

### STRAIGHT FRONT GLASS GELATO DISPLAY CASE

#### DESCRIPTION OF STANDARD UNIT:

- Construction of powder-coated steel
- LED Lighting
- MDF front panel and sides
- Double layer of front and side glasses
- Front and side glasses with black serigraphy
- Stainless steel worktop
- Night blind
- White lighting
- Wheels
- Forced cooling
- Temp. range\*: -12 ÷ -24°C
- Automatic defrosting
- Automatic water Evaporation
- Ice-cream containers
- Front opening glass
- Digital temperature control

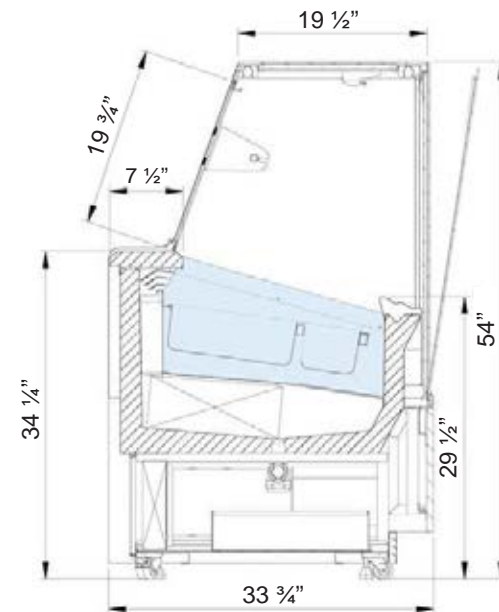
#### OPTIONS:

- Spoon washer
- For individual decoration
- Wooden casing
- Highlighted Plexiglas front
- Water cooled condenser



#### SPECIFICATIONS

MODEL	LENGTH	DEPTH	HEIGHT	NUMBERS OF PANS	WEIGHT (LBS / KG)	ELECTRICAL
RF4-GF	25"	33 3/4"	54"	4	199 / 90	115V / 60Hz / 1ph / 11 AMP 220V / 60Hz / 1ph / 7 AMP
RF10-GF	54 1/8"	33 3/4"	54"	10	419 / 190	115V / 60Hz / 1ph / 13.5 AMP 220V / 60Hz / 1ph / 9 AMP



RF - GF

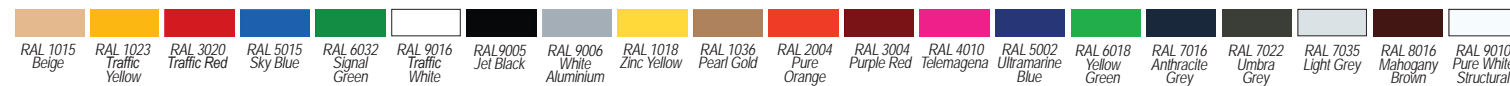


\* Temperature range given for max ambient temp of +30°C and relative humidity of 55%.  
\*\* Cooling power demand: 400 W/1mr at evaporating temp. -10°C (Hawana W); 350W/1mr at evaporating temp. -25°C

#### Wood Stains



#### Available Colors







## GELATO DISPLAY CASE

### PRD-GF

STRAIGHT FRONT GLASS GELATO DISPLAY CASE

#### DESCRIPTION OF STANDARD UNIT:

- Ventilated cooling
- Construction of powder-coated steel
- LED Lighting
- MDF front panel and sides
- Double layer of front and side glasses
- Side and front glasses with black serigraphy
- Silver finishes
- Stainless steel worktop
- Night blind
- Wheels
- Forced cooling
- Temp. range\*:  $-12 \div -24^{\circ}\text{C}$
- Automatic defrosting
- Automatic water Evaporation
- Ice-cream containers
- front opening glass
- Digital temperature control
- Screen printing
- Stainless steel storage area
- Color design or wooden cladding

#### OPTIONS:

- Spoon washer
- For individual decoration
- Wooden casing
- Highlighted Plexiglas front
- Water cooled condenser



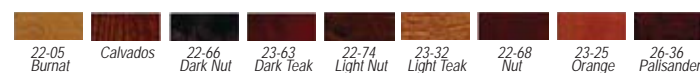
#### SPECIFICATIONS

MODEL	LENGTH	DEPTH	HEIGHT	NUMBERS OF PANS	WEIGHT (LBS / KG)	ELECTRICAL
PRD12-GF	48 1/2"	45 1/4"	47 5/8"	12	485 / 220	220V / 60Hz / 1ph 8 AMP
PRD18-GF	67 7/8"	45 1/4"	47 5/8"	18	639 / 290	220V / 60Hz / 1ph 12 AMP
PRD24-GF	93 1/8"	45 1/4"	47 5/8"	24	749 / 340	220V / 60Hz / 1ph 14 AMP

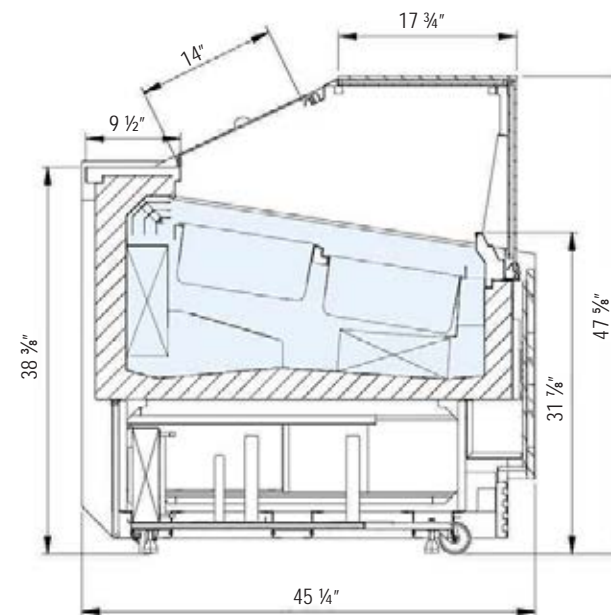
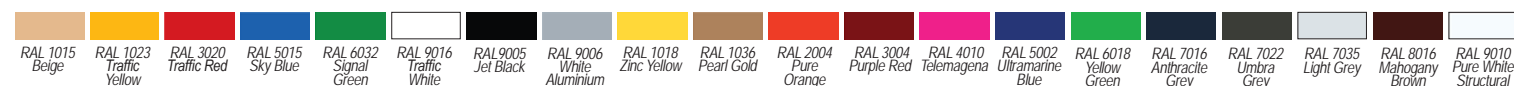


\* Temperature range given for max ambient temp of  $+30^{\circ}\text{C}$  and relative humidity of 55%.  
 \*\* Cooling power demand: 400 W/1mr at evaporating temp.  $-10^{\circ}\text{C}$  (Hawana W); 350W/1mr at evaporating temp.  $-25^{\circ}\text{C}$

#### Wood Stains



#### Available Colors



PRD-GF





# GELATO DISPLAY CASE

## MG-GF

### STRAIGHT FRONT GLASS GELATO DISPLAY CASE

#### DESCRIPTION OF STANDARD UNIT:

- Construction of stainless steel
- LED Lighting
- MDF front panel and sides
- Front and side glasses with heaters
- Side and front glasses with silver or black serigraphy
- Lift up system of front glass (in corner hinged front glasses)
- Granite worktop
- Night blind (in corner Plexiglas shutters)
- White lighting
- Wheels
- Forced cooling
- Temp. range\*: -12 ÷ -24°C
- Automatic defrosting
- Automatic water Evaporation
- Ice-cream containers
- Digital temperature control
- Digital temperature control



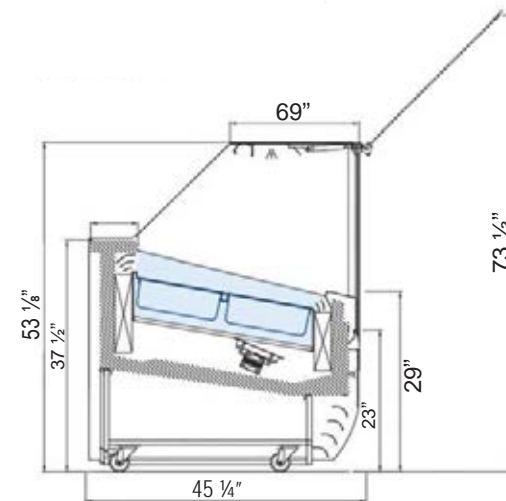
#### OPTIONS:

- Spoon washer
- For individual decoration
- Wooden casing
- Highlighted Plexiglas front
- Water cooled condenser


#### SPECIFICATIONS

MODEL	LENGTH	DEPTH	HEIGHT	NUMBERS OF PANS	WEIGHT (LBS / KG)	ELECTRICAL
MG12-GF	45 1/2"	45 1/4"	53 1/8"	12	551 / 250	220V / 60Hz / 1ph 8 AMP
MG18-GF	65 1/4"	45 1/4"	53 1/8"	18	727 / 330	220V / 60Hz / 1ph 10 AMP
MG24-GF	85"	45 1/4"	53 1/8"	24	860 / 390	220V / 60Hz / 1ph 12 AMP

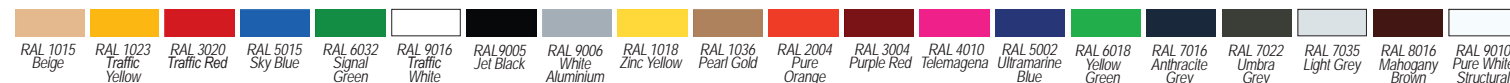
\* Temperature range given for maximum ambient temperature of +25°C and relative humidity 55%.  
 \*\* Values are provided for an Evaporation temp. of -35°C, condensation temp. of +45°C, ambient temp of +30°C and relative humidity of 55%.



#### Wood Stains



#### Available Colors



MG-GF







## GELATO DISPLAY CASE

### MGC90-GF

STRAIGHT FRONT GLASS GELATO DISPLAY CASE

#### DESCRIPTION OF STANDARD UNIT:

- Construction of stainless steel
- LED Lighting
- MDF front panel and sides
- Front and side glasses with heaters
- Side and front glasses with silver or black serigraphy
- Lift up system of front glass (in corner hinged front glasses)
- Granite worktop
- Night blind (in corner Plexiglas shutters)
- White lighting
- Wheels
- Forced cooling
- Temp. range\*: -12 ÷ -24°C
- Automatic defrosting
- Automatic water Evaporation
- Ice-cream containers
- Digital temperature control
- Digital temperature control

#### OPTIONS:

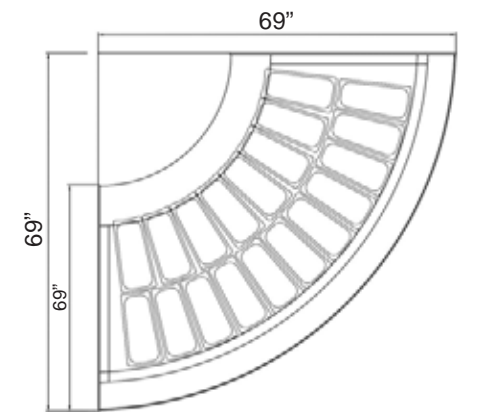
- Spoon washer
- For individual decoration
- Wooden casing
- Highlighted Plexiglas front
- Water cooled condenser




#### SPECIFICATIONS

MODEL	LENGTH	DEPTH	HEIGHT	NUMBERS OF PANS	WEIGHT (LBS / KG)	ELECTRICAL
MGC90-GF	68 7/8"	45 1/4"	53 1/8"	17	815 / 370	220V / 60Hz / 1ph 10 AMP

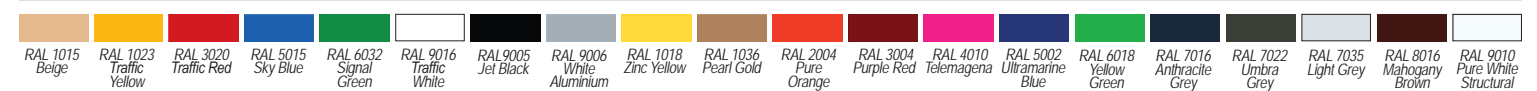
\* Temperature range given for maximum ambient temperature of +25°C and relative humidity 55%.  
\*\* Values are provided for an Evaporation temp. of -35°C, condensation temp. of +45°C, ambient temp of +30°C and relative humidity of 55%.



#### Wood Stains



#### Available Colors



MGC-GF





## DELI / MEAT DISPLAY CASE

### HWM-RD

CHEESE / DELI / MEAT / REFRIGERATED DISPLAY CASE  
DOUBLE COIL / DOUBLE GLASS

#### DESCRIPTION OF STANDARD UNIT:


- Double gravity coil
- LED Market lighting
- Double front and side glass
- Construction of powder-coated steel
- ABS sides
- Front made of powder-coated steel
- Chrome bumper
- Stainless steel worktop
- Stainless steel storage chamber
- Heater under evaporator
- Heated Aluminum glass profile
- Temp. range\* : 0 ÷ +4 °C
- Automatic water evaporation
- Front opening glass
- Digital temperature control

#### OPTIONS:

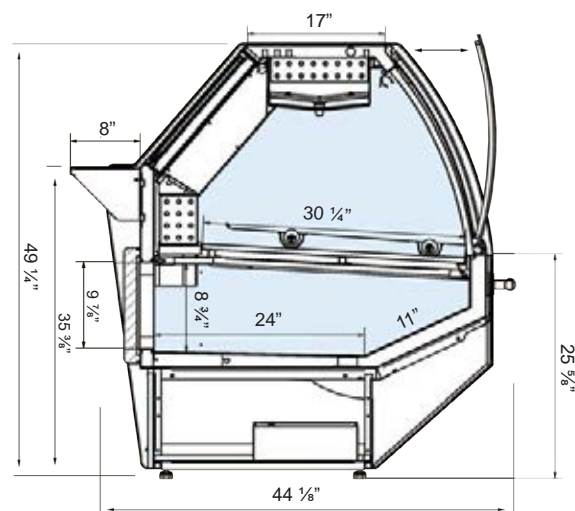
- For external condensing unit
- Fish version (FISH)
- Multiplexing
- Shelf
- Two levels exposition trays
- Stainless steel shelf for customer
- Wheels
- Back work top



Option: Work Top



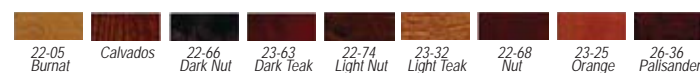
Option: Shelf



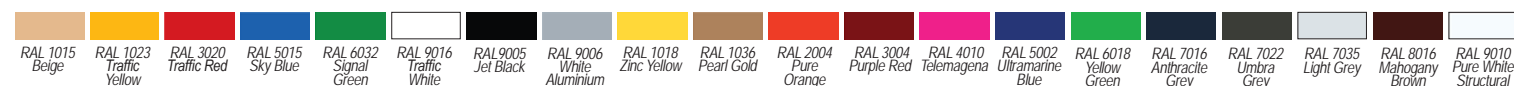
SPECIFICATIONS					
MODEL	LENGTH	DEPTH	HEIGHT	WEIGHT (LBS / KG)	ELECTRICAL
HWM4-RD	52 3/4"	47 1/8"	49 1/4"	551 / 250	115V / 60Hz / 1ph / 8.5 AMP
HWM6-RD	81 3/4"	47 1/8"	49 1/4"	790 / 250	115V / 60Hz / 1ph / 9.5 AMP
HWM8-RD	101 1/2"	47 1/8"	49 1/4"	1080 / 490	115V / 60Hz / 1ph / 10.5 AMP
HWM12-RD	151 1/2"	47 1/8"	49 1/4"	1338 / 607	115V / 60Hz / 1ph / 13.5 AMP

\* Temperature range given for max ambient temp of +25°C and relative humidity of 60%.  
\*\* Cooling power demand: 400 W/1mr at evaporating temp. -10°C (F); 350W/1mr at evaporating temp. -25°C (G).

#### Wood Stains



#### Available Colors







HWM-TRD



## DELI / MEAT DISPLAY CASE

### HWM-TRD 54" HIGH

REFRIGERATED DISPLAY CASE | CHEESE | DELI | MEAT | SALAD  
DOUBLE COIL / DOUBLE GLASS

#### DESCRIPTION OF STANDARD UNIT:

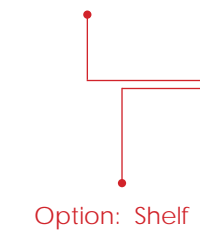
- Double gravity coil
- LED Market lighting
- Double front and side glass
- Construction of powder-coated steel
- ABS sides
- Front made of powder-coated steel
- Chrome bumper
- Stainless steel worktop
- Stainless steel storage chamber
- Heater under evaporator
- Heated Aluminum glass profile
- Temp. range\* : 0 ÷ +4 °C
- Automatic water evaporation
- Front opening glass
- Digital temperature control

#### OPTIONS:

- For external condensing unit
- Fish version (FISH)
- Multiplexing
- Shelf
- Two levels exposition trays
- Stainless steel shelf for customer
- Wheels
- Back work top



Option: Work Top

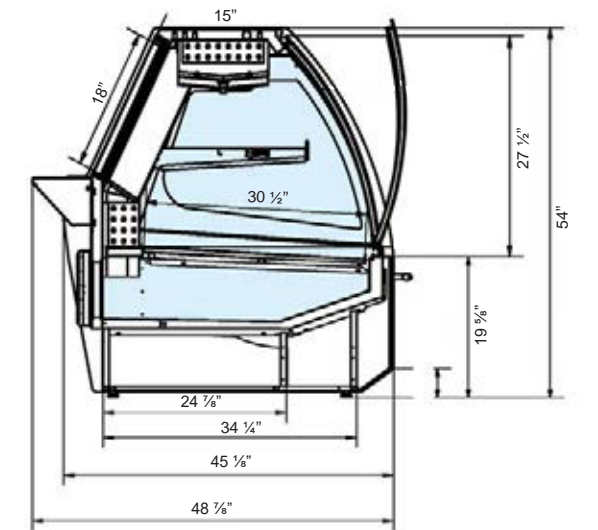


Option: Shelf



#### SPECIFICATIONS


MODEL	LENGTH	DEPTH	HEIGHT	WEIGHT (LBS / KG)	ELECTRICAL
HWM4-TRD	52 3/4"	45 1/8"	54"	661 / 300	115V / 60Hz / 1ph / 10.5 AMP
HWM6-TRD	81 3/4"	45 1/8"	45"	826 / 375	115V / 60Hz / 1ph / 11.5 AMP
HWM8-TRD	101 1/2"	45 1/8"	54"	1214 / 551	115V / 60Hz / 1ph / 13.5 AMP
HWM12-TRD	151 1/2"	45 1/8"	54"	1364 / 619	115V / 60Hz / 1ph / 17 AMP



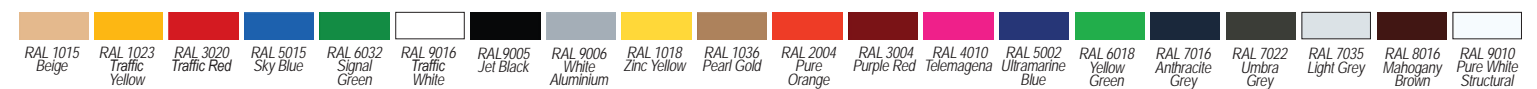
\* Temperature range given for max ambient temp of +25°C and relative humidity of 60%.

\*\* Cooling power demand: 400 W/1mr at evaporating temp. -10°C (F); 350W/1mr at evaporating temp. -25°C (G).

#### Wood Stains



#### Available Colors







## DELI / MEAT DISPLAY CASE

### HW-RD

CURVED GLASS - DELI / MEAT / CHEESE / SALAD DISPLAY CASE


#### DESCRIPTION OF STANDARD UNIT:

- 2 versions: with gravity (G) or forced (F) cooling
- LED Market lighting.
- Construction of powder-coated steel
- ABS sides
- Front made of powder-coated steel
- Chrome bumper
- Stainless steel worktop
- Stainless steel storage chamber (except corners)
- Heater under evaporator (except corners)
- Heated Aluminum glass profile
- Temp. range\* (G): 0 ÷ +4 °C
- Front opening glass
- Automatic water Evaporation
- Digital temperature control



#### OPTIONS:

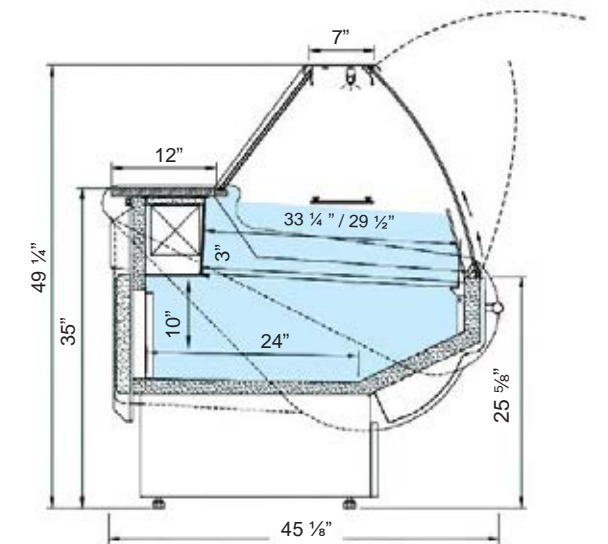
- For external condensing unit
- Fish version (FISH)
- Salad Display Table (HW-SD) temp. range\*: 0 ÷ +4 °C
- Hot version (HW-H) - temp. range\*: +40 ÷ +90 °C
- Self-service version, forced cooling temp. range\*: 0 ÷ +4 °C
- Glass shelf
- Separators: movable or stabile
- Stainless steel shelf for customer
- Two levels exposition trays
- Wheels
- Multiplexing
- Stand for scales, cash registers
- Granite worktop
- Lift up system of front glass



HW-RD

#### SPECIFICATIONS

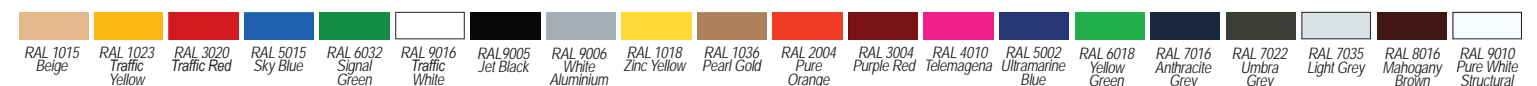
MODEL	LENGTH	DEPTH	HEIGHT	WEIGHT (LBS / KG)	ELECTRICAL
HW3-RD	42 1/2"	45 1/8"	49 1/4"	319 / 145	115V / 60Hz / 1ph / 6 AMP
HW4-RD	52 1/4"	45 1/8"	49 1/4"	375 / 170	115V / 60Hz / 1ph / 6 AMP
HW5-RD	62 1/8"	45 1/8"	49 1/4"	430 / 195	115V / 60Hz / 1ph / 8 AMP
HW6-RD	81 3/4"	45 1/8"	49 1/4"	507 / 230	115V / 60Hz / 1ph / 8 AMP
HW8-RD	101 1/2"	45 1/8"	49 1/4"	683 / 310	115V / 60Hz / 1ph / 8 AMP
HW10-RD	121 1/4"	45 1/8"	49 1/4"	859 / 390	115V / 60Hz / 1ph / 10.5 AMP
HW12-RD	150 5/8"	45 1/8"	49 1/4"	1036 / 470	115V / 60Hz / 1ph / 11 AMP



#### Wood Stains



#### Available Colors







## DELI / MEAT DISPLAY CASE

### HWC-RD

CORNER CURVED GLASS DELI / MEAT / CHEESE / SALAD DISPLAY CASE

#### DESCRIPTION OF STANDARD UNIT:

- Forced cooling
- LED Market lighting
- Construction of powder-coated steel
- ABS sides
- Front made of powder-coated steel
- Chrome bumper
- Stainless steel worktop
- Heated Aluminum glass profile
- Temp. range\* : 0 ÷ +4 °C
- Front opening glass
- Automatic water Evaporation
- Digital temperature control

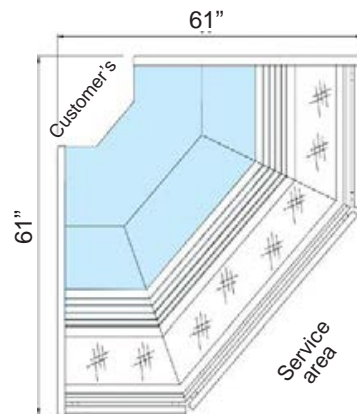


#### OPTIONS:

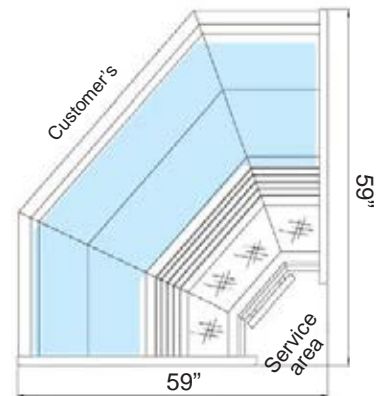
- For external condensing unit
- Fish version (FISH)
- Self-service version, forced cooling temp. range\*: 0 ÷ +4 °C
- Two levels exposition trays
- Wheels
- Multiplexing
- Stand for scales, cash registers
- Granite worktop

#### SPECIFICATIONS

MODEL	LENGTH	DEPTH	HEIGHT	WEIGHT (LBS / KG)	ELECTRICAL
HWC90-IRD	59"	45 1/8"	49 1/4"	330 / 150	115V / 60Hz / 1ph / 8 AMP
HWC90-ORD	61"	45 1/8"	49 1/4"	330 / 150	115V / 60Hz / 1ph / 8 AMP




HWC90-IRD



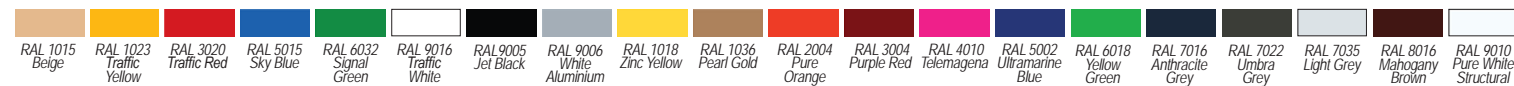
HWC90-ORD



#### Wood Stains



#### Available Colors



HWC-RD





## DELI / MEAT DISPLAY CASE

### HWM-STRD 54" HIGH

REFRIGERATED DISPLAY CASE | CHEESE | DELI | MEAT | SALAD  
DOUBLE COIL / DOUBLE GLASS

#### DESCRIPTION OF STANDARD UNIT:

- Double gravity coil
- LED Market lighting
- Double front and side glass
- Construction of powder-coated steel
- ABS sides
- Front made of powder-coated steel
- Chrome bumper
- Stainless steel worktop
- Stainless steel storage chamber
- Heater under evaporator
- Heated Aluminum glass profile
- Temp. range\* : 0 ÷ +4 °C
- Automatic water evaporation
- Front opening glass
- Digital temperature control

Option: Work Top

Option: Shelf



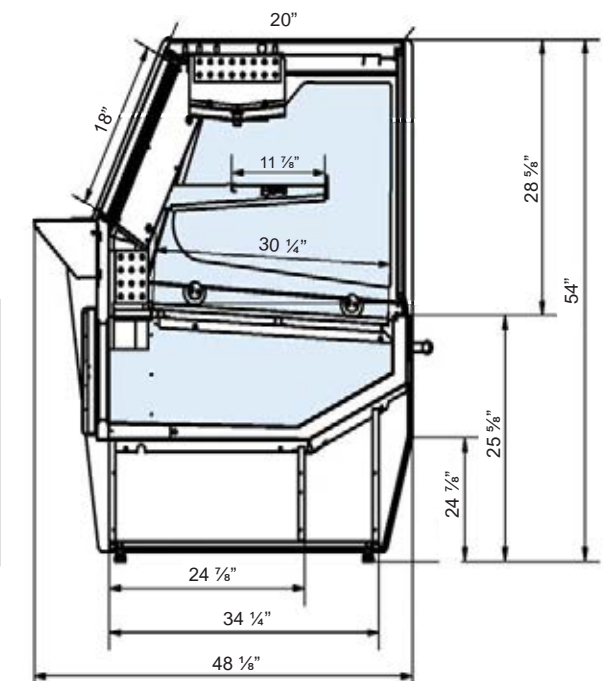
#### OPTIONS:

- For external condensing unit
- Fish version (FISH)
- Multiplexing
- Shelf
- Two levels exposition trays
- Stainless steel shelf for customer
- Wheels
- Back work top

#### SPECIFICATIONS

MODEL	LENGTH	DEPTH	HEIGHT	WEIGHT (LBS / KG)	ELECTRICAL
HWM4-STRD	52 3/4"	45 1/8"	54"	551 / 250	115V / 60Hz / 1ph / 10.5 AMP
HWM8-STRD	101 1/2"	45 1/8"	54"	871 / 395	115V / 60Hz / 1ph / 13.5 AMP
HWM12-STRD	151 1/2"	45 1/8"	54"	1259 / 571	115V / 60Hz / 1ph / 17 AMP

\* Temperature range given for max ambient temp of +25°C and relative humidity of 60%.  
\*\* Cooling power demand: 400 W/1mr at evaporating temp. -10°C (F); 350W/1mr at evaporating temp. -25°C (G).



#### Wood Stains



#### Available Colors





## DELI / MEAT DISPLAY CASE

### MDS-RD

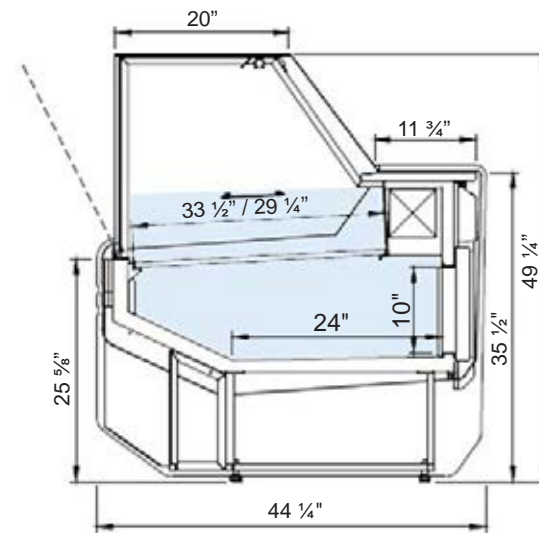

STRAIGHT FRONT GLASS CHEESE / DELI / MEAT CASE

#### DESCRIPTION OF STANDARD UNIT:

- 2 versions: with gravity (G) or forced (F) cooling
- LED Market lighting
- Construction of powder-coated steel
- ABS sides
- Front made of powder-coated steel
- Stainless steel worktop
- Stainless steel storage chamber
- Heater under evaporator (except corners)
- Heated Aluminum glass profile
- Temp. range\* for version with forced cooling (F): 0 ÷ +4 °C
- Temp. range\* for version with gravity cooling (G): 0 ÷ +4 °C
- Automatic water evaporation
- Front opening glass
- Digital temperature control

#### OPTIONS:

- For external condensing unit
- Hot version (HW-H) - temp. range\*: +40 ÷ +90 °C
- Self-service version, temp. range\*: 0 ÷ +4 °C
- Fish version, temp. range (F): 0 ÷ +4 °C
- White lighting
- Multiplexing
- Cash registers cabinet
- Granite worktop
- Wheels
- Dry version



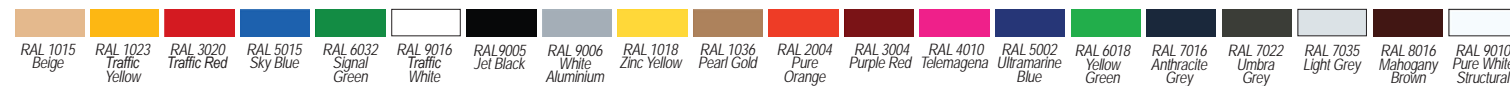
SPECIFICATIONS					
MODEL	LENGTH	DEPTH	HEIGHT	WEIGHT (LBS / KG)	ELECTRICAL
MDS3-RD	42 1/2"	44 1/4"	49 1/4"	319 / 145	115V / 60Hz / 1ph / 6 AMP
MDS4-RD	52 1/4"	44 1/4"	49 1/4"	375 / 170	115V / 60Hz / 1ph / 6 AMP
MDS5-RD	62 1/8"	44 1/4"	49 1/4"	430 / 195	115V / 60Hz / 1ph / 8 AMP
MDS6-RD	81 3/8"	44 1/4"	49 1/4"	507 / 230	115V / 60Hz / 1ph / 8 AMP
MDS8-RD	101 1/2"	44 1/4"	49 1/4"	683 / 310	115V / 60Hz / 1ph / 8 AMP
MDS10-RD	121 1/4"	44 1/4"	49 1/4"	859 / 390	115V / 60Hz / 1ph / 10.5 AMP
MDS12-RD	150 5/8"	44 1/4"	49 1/4"	1036 / 470	115V / 60Hz / 1ph / 11 AMP

\* Temperature range given for max ambient temp of +25°C and relative humidity of 60%.  
 \*\* Cooling power demand: 400 W/1mr at evaporating temp. -10°C (F); 350W/1mr at evaporating temp. -25°C (G).

#### Wood Stains



#### Available Colors



## DELI / MEAT DISPLAY CASE

### MDSC-RD

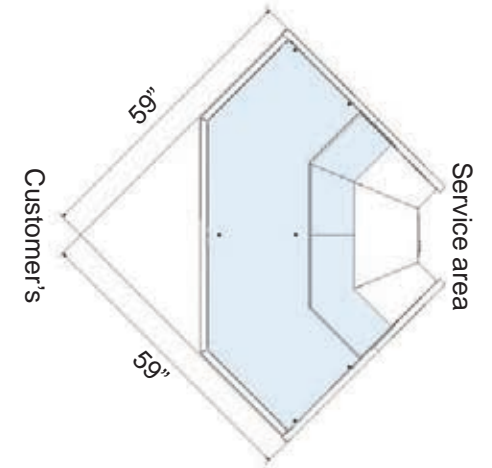
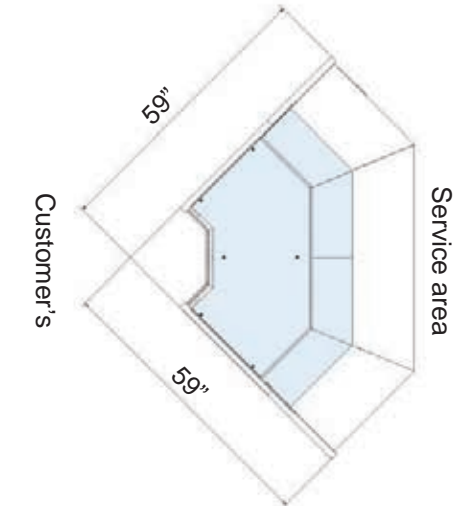
STRAIGHT GLASS CORNER CHEESE / DELI / MEAT CASE

#### DESCRIPTION OF STANDARD UNIT:

- Forced cooling
- LED Market lighting
- Construction of powder-coated steel
- ABS sides
- Front made of powder-coated steel
- Chrome bumper
- Stainless steel worktop
- Heated Aluminum glass profile
- Temp. range\* : 0 ÷ +4 °C
- Front opening glass
- Automatic water Evaporation
- Digital temperature control

#### OPTIONS:

- For external condensing unit
- Fish version (FISH)
- Self-service version, forced cooling temp. range\*: 0 ÷ +4 °C
- Two levels exposition trays
- Wheels
- Multiplexing
- Stand for scales, cash registers
- Granite worktop



SPECIFICATIONS					
MODEL	LENGTH	DEPTH	HEIGHT	WEIGHT (LBS / KG)	ELECTRICAL
MDSC90-IRD	59"	45 1/8"	49 1/4"	330 / 150	115V / 60Hz / 1ph / 8 AMP
MDSC90-ORD	59"	45 1/8"	49 1/4"	330 / 150	115V / 60Hz / 1ph / 8 AMP

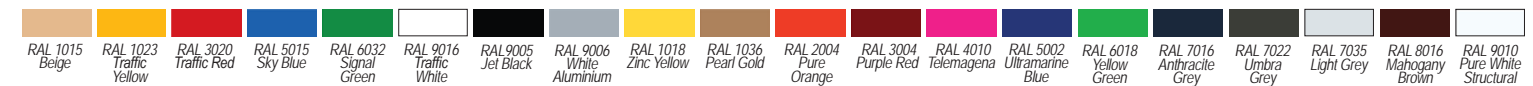


\* Temperature range given for max ambient temp of +25°C and relative humidity of 60%.  
 \*\* Cooling power demand: 400 W/1mr at evaporating temp. -10°C (F); 350W/1mr at evaporating temp. -25°C (G).

#### Wood Stains



#### Available Colors



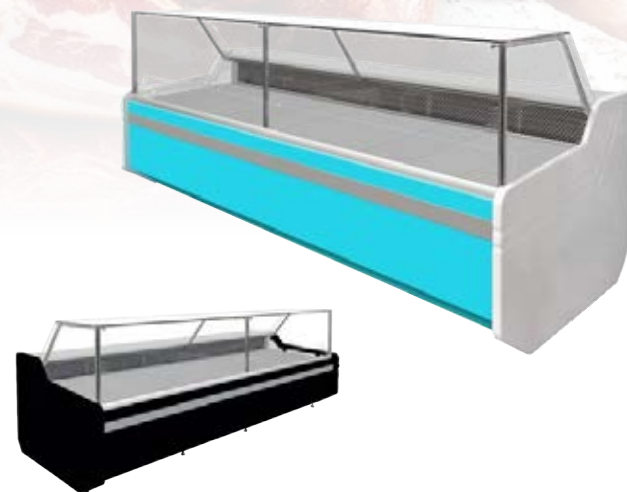


## DELI / MEAT DISPLAY CASE

### MDSN-RD SLIM-LINE - 35 1/2" DEPTH STRAIGHT FRONT GLASS CHEESE / DELI / MEAT CASE

#### DESCRIPTION OF STANDARD UNIT:

- 2 versions: with gravity (G) or forced (F) cooling
- LED Market lighting
- Construction of powder-coated steel
- ABS sides
- Front made of powder-coated steel
- Stainless steel worktop
- Stainless steel storage chamber
- Heater under evaporator (except corners)
- Heated Aluminum glass profile
- Temp. range\* for version with forced cooling (F): 0 ÷ +4 °C
- Temp. range\* for version with gravity cooling (G): 0 ÷ +4 °C
- Automatic water evaporation
- Front opening glass
- Digital temperature control

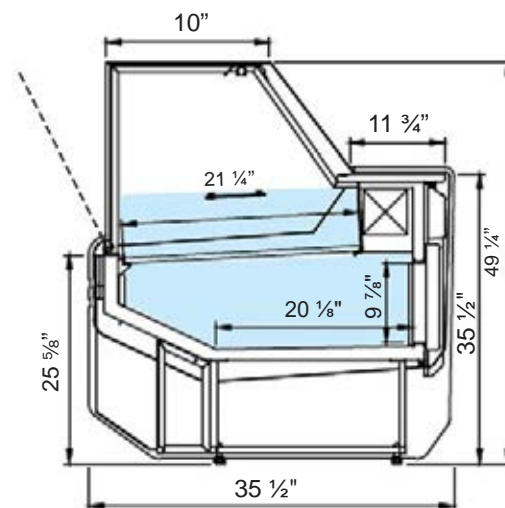


#### OPTIONS:

- For external condensing unit
- Hot version (HW-H) - temp. range\*: +40 ÷ +90 °C
- Self-service version, temp. range\*: 0 ÷ +4 °C
- Fish version, temp. range (F): 0 ÷ +4 °C
- White lighting
- Multiplexing
- Cash registers cabinet
- Granite worktop
- Wheels
- Dry version


#### SPECIFICATIONS

MODEL	LENGTH	DEPTH	HEIGHT	WEIGHT (LBS / KG)	ELECTRICAL
MDSN4-RD	52 1/4"	35 1/2"	49 1/4"	242 / 110	115V / 60Hz / 1ph / 6 AMP
MDSN5-RD	62 1/8"	35 1/2"	49 1/4"	298 / 135	115V / 60Hz / 1ph / 8 AMP
MDSN6-RD	81 3/8"	35 1/2"	49 1/4"	375 / 170	115V / 60Hz / 1ph / 8 AMP
MDSN8-RD	101 1/2"	35 1/2"	49 1/4"	441 / 200	115V / 60Hz / 1ph / 8 AMP

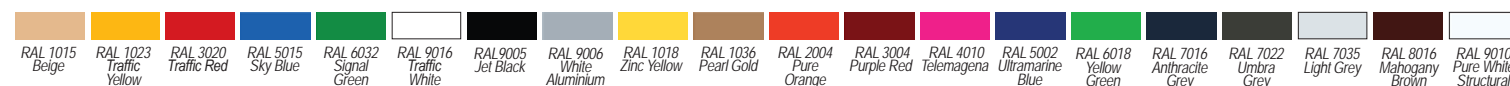


\* Temperature range given for max ambient temp of +25°C and relative humidity of 60%.  
\*\* Cooling power demand: 400 W/1mr at evaporating temp. -10°C (F); 350W/1mr at evaporating temp. -25°C (G).


#### Wood Stains



#### Available Colors









## CASH-OUT COUNTER

### HW-COC


CHECK-OUT CASH COUNTER - NON REFRIGERATED

#### DESCRIPTION OF STANDARD UNIT:

- Construction of powder-coated steel
- ABS sides
- Front made of powder-coated steel
- Stainless steel worktop

#### OPTIONS:

- Granite worktop
- Wheels
- Colors of choice

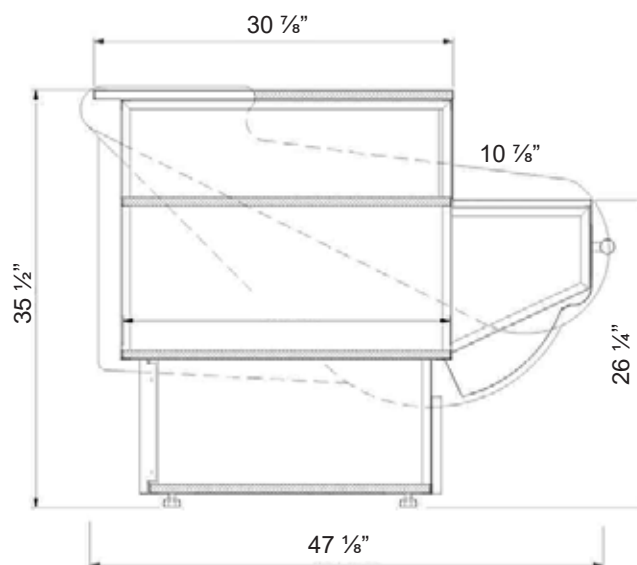


SPECIFICATIONS				
MODEL	LENGTH	DEPTH	HEIGHT	WEIGHT (LBS / KG)
HW3-COC	35 1/2"	47 1/8"	35 1/2"	315 / 142
HW4-COC	47 1/2"	47 1/8"	35 1/2"	418 / 190

**\*\*Custom length available\*\***




MATCHING HW-RD



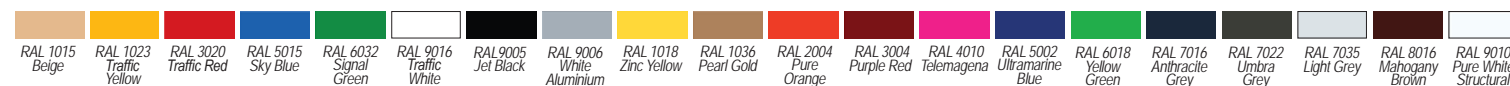
#### Granite Finishes



#### Wood Stains



#### Available Colors



## CASH-OUT COUNTER

### MDS-COC

CHECK-OUT CASH COUNTER - NON REFRIGERATED

#### DESCRIPTION OF STANDARD UNIT:

- Construction of powder-coated steel
- ABS sides
- Front made of powder-coated steel
- Stainless steel worktop

#### OPTIONS:

- Granite worktop
- Wheels
- Colors of choice

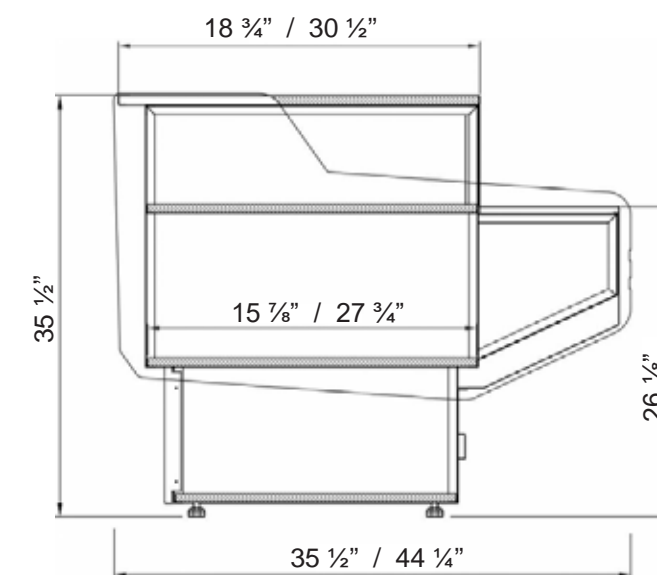


SPECIFICATIONS				
MODEL	LENGTH	DEPTH	HEIGHT	WEIGHT (LBS / KG)
MDS3-COC	35 1/2"	44 1/4"	35 1/2"	198 / 90

**\*\*Custom length available\*\***



MATCHING MDS-RD




\* Temperature range given for max ambient temp of +25°C and relative humidity of 60%.

\*\* Cooling power demand: 400 W/1mr at evaporating temp. -10°C (F); 350W/1mr at evaporating temp. -25°C (G).

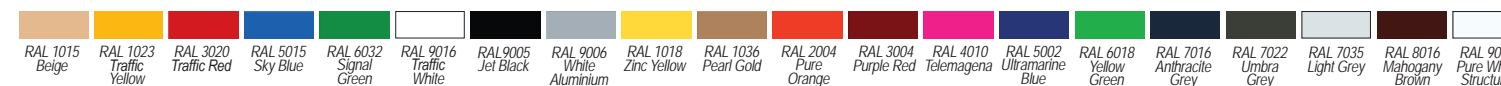
#### Granite Finishes



#### Wood Stains



#### Available Colors





## FISH / SEAFOOD DISPLAY CASE

### HWMF-RD

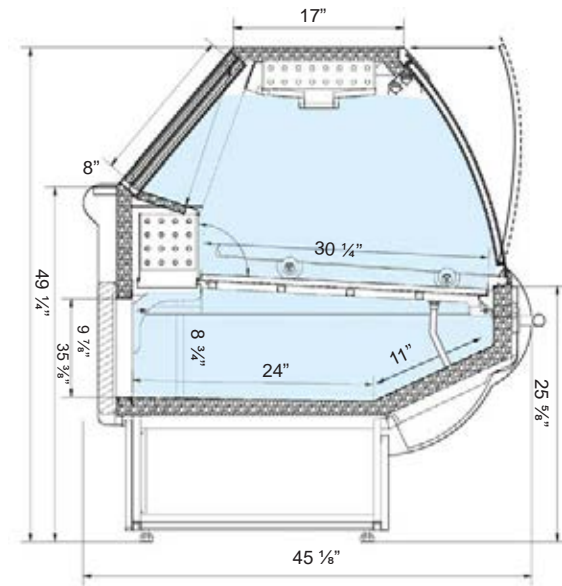
CURVED FRONT DOUBLE GLASS FISH CASE

#### DESCRIPTION OF STANDARD UNIT:

- Double gravity coil
- LED Market lighting
- Double front and side glass
- Construction of powder-coated steel
- ABS sides
- Front made of powder-coated steel
- Chrome bumper
- Stainless steel worktop
- Stainless steel storage chamber
- Heater under evaporator
- Heated Aluminum glass profile
- Temp. range\* : 0 ÷ +4 °C
- Automatic water evaporation
- Front opening glass
- Digital temperature control

#### OPTIONS:


- For external condensing unit
- Fish version (FISH)
- Multiplexing
- Shelf
- Two levels exposition trays
- Stainless steel shelf for customer
- Wheels
- Back work top



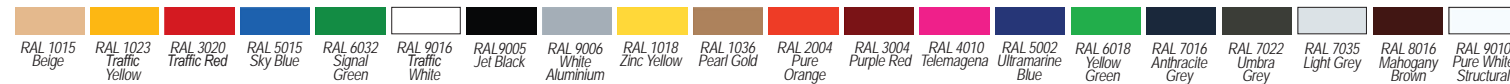
SPECIFICATIONS					
MODEL	LENGTH	DEPTH	HEIGHT	WEIGHT (LBS / KG)	ELECTRICAL
HWM4-RD	52 3/4"	45 1/8"	49 1/4"	551 / 250	115V / 60Hz / 1ph / 8.5 AMP
HWM6-RD	81 3/4"	45 1/8"	49 1/4"	717 / 325	115V / 60Hz / 1ph / 9.5 AMP
HWM8-RD	101 1/2"	45 1/8"	49 1/4"	871 / 395	115V / 60Hz / 1ph / 10.5 AMP
HWM12-RD	151 1/2"	45 1/8"	49 1/4"	1259 / 571	115V / 60Hz / 1ph / 13.5 AMP

\* Temperature range given for max ambient temp of +25°C and relative humidity of 60%.  
 \*\* Cooling power demand: 400 W/1mr at evaporating temp. -10°C (F); 350W/1mr at evaporating temp. -25°C (G).

#### Wood Stains



#### Available Colors



## FISH / SEAFOOD DISPLAY CASE

### HWF-RD

CURVED FRONT GLASS FISH CASE

#### DESCRIPTION OF STANDARD UNIT:

- Gravity cooling
- Coated evaporator coil
- LED Market lighting
- Construction of powder-coated steel
- ABS sides
- Front made of powder-coated steel
- Stainless steel worktop
- Ice pan
- Stainless steel storage chamber
- Heater under evaporator (except corners)
- Heated Aluminum glass profile
- Temp. range\* for version with gravity cooling (G): 0 ÷ +4 °C
- Automatic water evaporation
- Front opening glass
- Digital temperature control

#### OPTIONS:

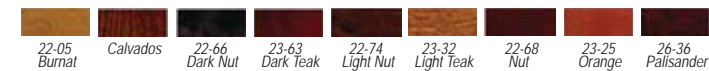
- For external condensing unit
- Hot version (HW-H) - temp. range\*: +40 ÷ +90 °C
- Self-service version, temp. range\*: 0 ÷ +4 °C
- Corner unit
- Multiplexing
- Multiplexing
- Cash registers cabinet
- Granite worktop
- Lift up system of front glass
- Wheels



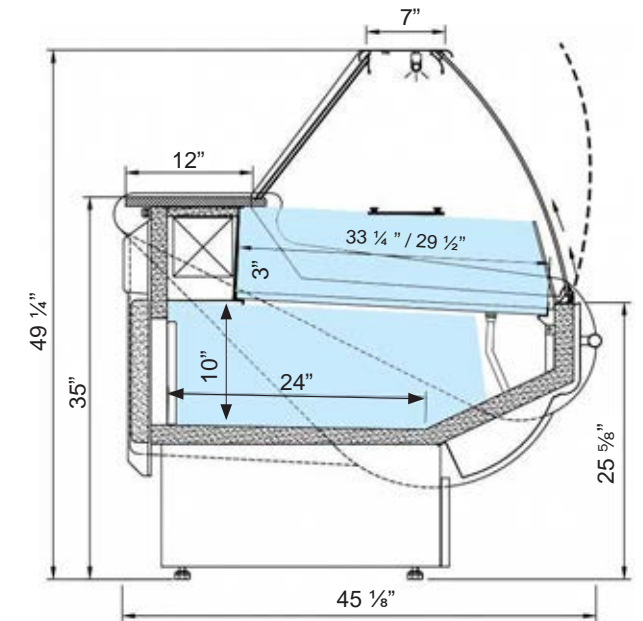
SPECIFICATIONS					
MODEL	LENGTH	DEPTH	HEIGHT	WEIGHT (LBS / KG)	ELECTRICAL
HWF3-RD	42 1/2"	45 1/8"	49 1/4"	325 / 147	115V / 60Hz / 1ph / 6 AMP
HWF4-RD	52 1/4"	45 1/8"	49 1/4"	380 / 172	115V / 60Hz / 1ph / 6 AMP
HWF5-RD	62 1/8"	45 1/8"	49 1/4"	440 / 199	115V / 60Hz / 1ph / 8 AMP
HWF6-RD	81 3/4"	45 1/8"	49 1/4"	520 / 235	115V / 60Hz / 1ph / 8 AMP
HWF8-RD	101 1/2"	45 1/8"	49 1/4"	698 / 316	115V / 60Hz / 1ph / 8 AMP
HWF10-RD	121 1/4"	45 1/8"	49 1/4"	880 / 399	115V / 60Hz / 1ph / 10.5 AMP
HWF12-RD	150 5/8"	45 1/8"	49 1/4"	1055 / 478	115V / 60Hz / 1ph / 11 AMP

\* Temperature range given for max ambient temp of +25°C and relative humidity of 60%.  
 \*\* Cooling power demand: 400 W/1mr at evaporating temp. -10°C (F); 350W/1mr at evaporating temp. -25°C (G).

#### Wood Stains



#### Available Colors





## FISH / SEAFOOD DISPLAY CASE

### MDSF-RD

SQUARE FRONT GLASS FISH CASE

#### DESCRIPTION OF STANDARD UNIT:

- Gravity cooling
- Coated evaporator coil
- LED Market lighting
- Construction of powder-coated steel
- ABS sides
- Front made of powder-coated steel
- Stainless steel worktop
- Ice pan
- Stainless steel storage chamber
- Heater under evaporator (except corners)
- Heated Aluminum glass profile
- Temp. range\* for version with gravity cooling (G): 0 ÷ +4 °C
- Automatic water evaporation
- Front opening glass
- Digital temperature control

#### OPTIONS:


- For external condensing unit
- Hot version (HW-H) - temp. range\*: +40 ÷ +90 °C
- Self-service version, temp. range\*: 0 ÷ +4 °C
- White lighting
- Multiplexing
- Cash registers cabinet
- Granite worktop
- Wheels
- Dry version



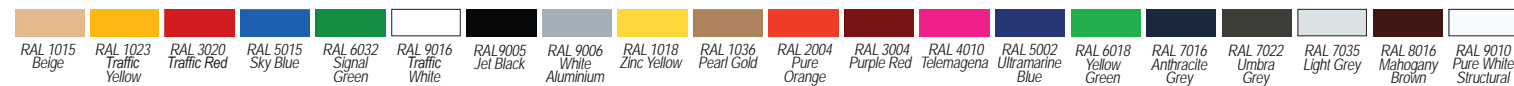
SPECIFICATIONS					
MODEL	LENGTH	DEPTH	HEIGHT	WEIGHT (LBS / KG)	ELECTRICAL
MDSF3-RD	42 ½"	44 ¼"	49 ¼"	325 / 147	115V / 60Hz / 1ph / 6 AMP
MDSF4-RD	52 ¼"	44 ¼"	49 ¼"	380 / 172	115V / 60Hz / 1ph / 6 AMP
MDSF5-RD	62 ½"	44 ¼"	49 ¼"	440 / 199	115V / 60Hz / 1ph / 8 AMP
MDSF6-RD	81 ¾"	44 ¼"	49 ¼"	520 / 235	115V / 60Hz / 1ph / 8 AMP
MDSF8-RD	101 ½"	44 ¼"	49 ¼"	698 / 316	115V / 60Hz / 1ph / 8 AMP
MDSF10-RD	121 ¼"	44 ¼"	49 ¼"	880 / 399	115V / 60Hz / 1ph / 10.5 AMP
MDSF12-RD	150 ¾"	44 ¼"	49 ¼"	1055 / 478	115V / 60Hz / 1ph / 11 AMP

\* Temperature range given for max ambient temp of +25°C and relative humidity of 60%.  
 \*\* Cooling power demand: 400 W/1mr at evaporating temp. -10°C (F); 350W/1mr at evaporating temp. -25°C (G).

#### Wood Stains



#### Available Colors



## FISH / SEAFOOD DISPLAY CASE

### MDSNF-RD

SLIM-LINE - 36" DEPTH

SQUARE FRONT GLASS FISH CASE

#### DESCRIPTION OF STANDARD UNIT:

- Gravity cooling
- Coated evaporator coil
- LED Market lighting
- Construction of powder-coated steel
- ABS sides
- Front made of powder-coated steel
- Stainless steel worktop
- Ice pan
- Stainless steel storage chamber
- Heater under evaporator (except corners)
- Heated Aluminum glass profile
- Temp. range\* for version with gravity cooling (G): 0 ÷ +4 °C
- Automatic water evaporation
- Front opening glass
- Digital temperature control

#### OPTIONS:

- For external condensing unit
- Hot version (HW-H) - temp. range\*: +40 ÷ +90 °C
- Self-service version, temp. range\*: 0 ÷ +4 °C
- White lighting
- Multiplexing
- Cash registers cabinet
- Granite worktop
- Wheels
- Dry version



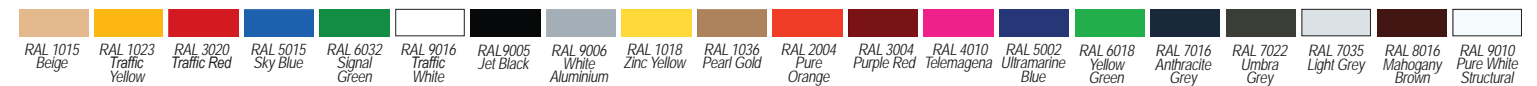
SPECIFICATIONS					
MODEL	LENGTH	DEPTH	HEIGHT	WEIGHT (LBS / KG)	ELECTRICAL
MDSNF4-RD	52 ¼"	36"	49 ¼"	298 / 135	115V / 60Hz / 1ph / 6 AMP
MDSNF5-RD	62 ½"	36"	49 ¼"	364 / 165	115V / 60Hz / 1ph / 8 AMP
MDSNF6-RD	81 ¾"	36"	49 ¼"	463 / 210	115V / 60Hz / 1ph / 8 AMP
MDSNF8-RD	101 ½"	36"	49 ¼"	540 / 245	115V / 60Hz / 1ph / 8 AMP

\* Temperature range given for max ambient temp of +25°C and relative humidity of 60%.  
 \*\* Cooling power demand: 400 W/1mr at evaporating temp. -10°C (F); 350W/1mr at evaporating temp. -25°C (G).

#### Wood Stains



#### Available Colors







MDSF-RD



HWF-RD



## FISH / SEAFOOD DISPLAY CASE

### HWMF-STRD

SEQUARE DOUBLE GLASS FISH CASE

#### DESCRIPTION OF STANDARD UNIT:

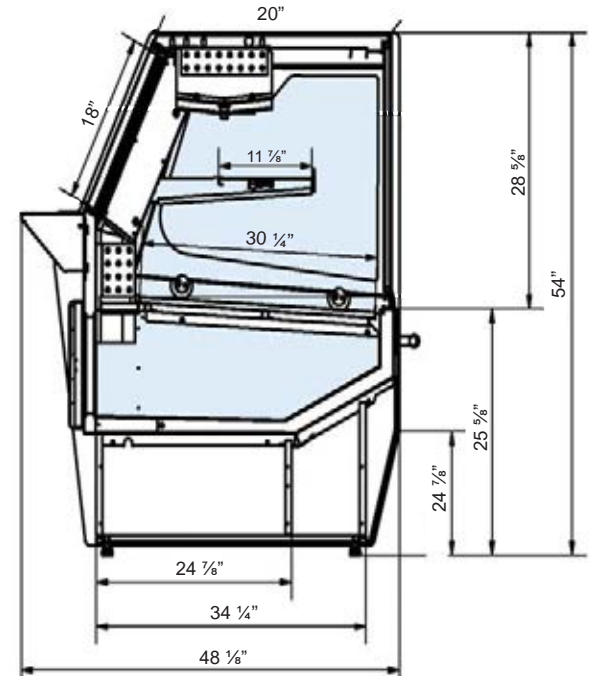
- Double gravity coil
- LED Market lighting
- Double front and side glass
- Construction of powder-coated steel
- ABS sides
- Front made of powder-coated steel
- Chrome bumper
- Stainless steel worktop
- Stainless steel storage chamber
- Heater under evaporator
- Heated Aluminum glass profile
- Temp. range\* : 0 ÷ +4 °C
- Automatic water evaporation
- Front opening glass
- Digital temperature control



#### OPTIONS:

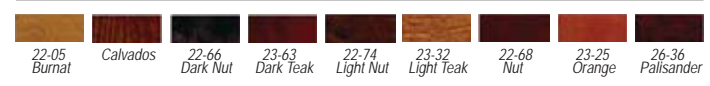
- For external condensing unit
- Fish version (FISH)
- Multiplexing
- Shelf
- Two levels exposition trays
- Stainless steel shelf for customer
- Wheels
- Back work top

SPECIFICATIONS					
MODEL	LENGTH	DEPTH	HEIGHT	WEIGHT (LBS / KG)	ELECTRICAL
HWMF4-STRD	52 ¾"	45 ½"	54"	661 / 300	115V / 60Hz / 1ph / 10.5 AMP
HWMF8-STRD	101 ½"	45 ½"	54"	1214 / 551	115V / 60Hz / 1ph / 13.5 AMP
HWMF12-STRD	151 ½"	45 ½"	54"	1364 / 619	115V / 60Hz / 1ph / 17 AMP



\* Temperature range given for max ambient temp of +25°C and relative humidity of 60%.  
 \*\* Cooling power demand: 400 W/1mr at evaporating temp. -10°C (F); 350W/1mr at evaporating temp. -25°C (G).

#### Wood Stains



#### Available Colors





## HEATED DISPLAY CASE

### JK-CHD

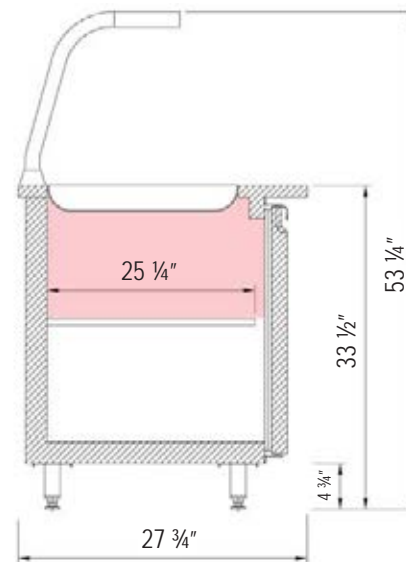
CURVED FRONT GLASS HOT FOOD DISPLAY CASE

#### DESCRIPTION OF STANDARD UNIT:

- Construction of powder steel
- ABS sides
- Stainless steel work top
- Top LED lighting
- Temp. range\* : +35 ÷ +90 °C
- Digital temperature control

#### OPTIONS:

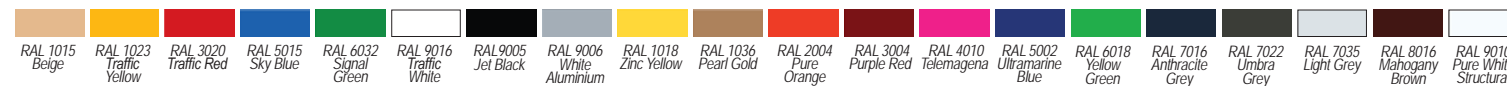
- Granite top
- Colors of choice
- Wooden casing
- Cold version, salad case
- Wheels



#### Wood Stains



#### Available Colors



## HEATED DISPLAY CASE

### JK-SHD

SQUARE FRONT GLASS HOT FOOD DISPLAY CASE

#### DESCRIPTION OF STANDARD UNIT:

- Construction of powder steel
- ABS sides
- Stainless steel work top
- Top LED lighting
- Temp. range\* : +35 ÷ +90 °C
- Digital temperature control

#### OPTIONS:

- Granite top
- Colors of choice
- Wooden casing
- Cold version, salad case
- Wheels



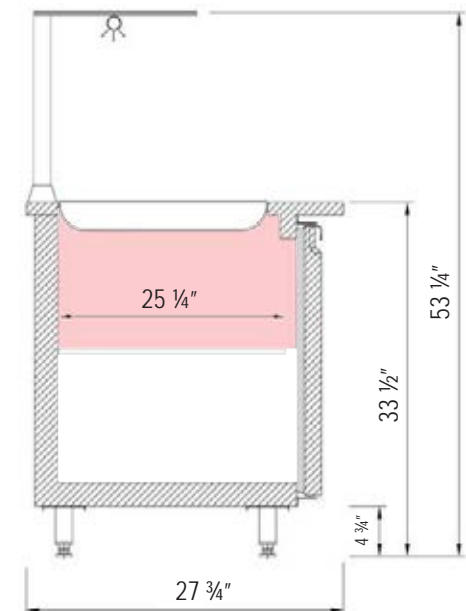
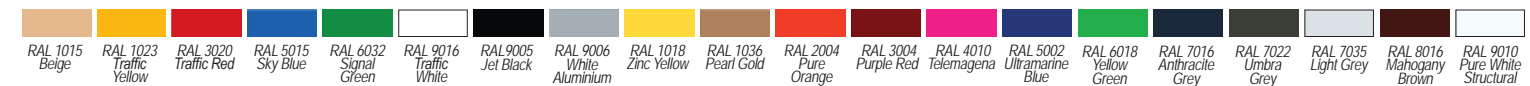
SPECIFICATIONS						
MODEL	LENGTH	DEPTH	HEIGHT	WEIGHT (LBS / KG)	PANS	ELECTRICAL
JKS2-HD	37 3/4"	27 3/4"	53 1/4"	330 / 150	2	220V / 60Hz / 1ph 13 AMP
JKS3-HD	51 1/4"	27 3/4"	53 1/4"	352 / 160	3	220V / 60Hz / 1ph 13 AMP
JKS4-HD	59 1/4"	27 3/4"	53 1/4"	396 / 180	4	220V / 60Hz / 1ph 17 AMP
JKS5-HD	73 3/4"	27 3/4"	53 1/4"	440 / 200	5	220V / 60Hz / 1ph 20 AMP
JKS6-HD	91 1/2"	27 3/4"	53 1/4"	485 / 220	6	220V / 60Hz / 1ph 24 AMP
JKC7-HD	100 1/2"	27 3/4"	53 1/4"	585 / 265	7	220V / 60Hz / 1ph 24 AMP



#### Wood Stains



#### Available Colors





## HEATED DISPLAY CASE

### HW-HD

CURVED FRONT GLASS HOT FOOD DISPLAY CASE

#### DESCRIPTION OF STANDARD UNIT:

- Construction of powder steel
- ABS sides
- Grey bumper
- Stainless steel work top
- Dual heated system, with upper infrared heating
- Top lighting
- Heated Aluminum glass profile
- Temp. range\* : +35 ÷ +90 °C
- Front opening glass
- Digital temperature control

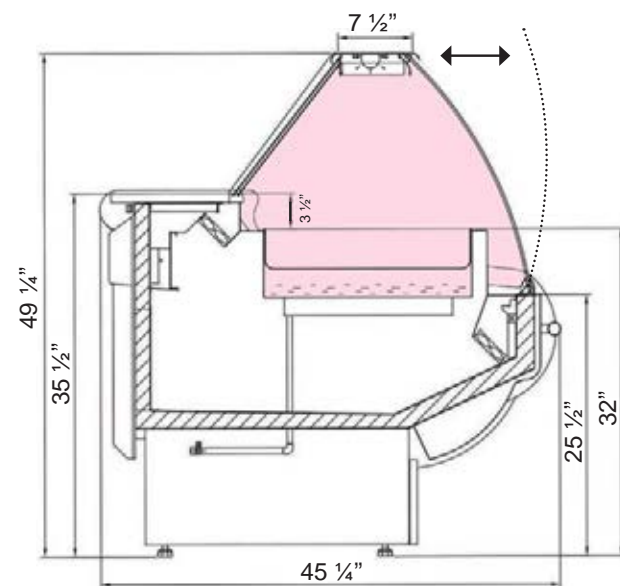
#### OPTIONS:

- Granite top
- Colors of choice
- Wooden casing
- Lift up system of front glass
- Cold version, salad case
- Wheels




COSTUME FINISH AVAILABLE

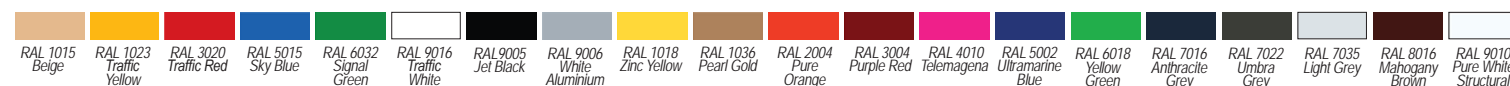
SPECIFICATIONS					
MODEL	LENGTH	DEPTH	HEIGHT	WEIGHT (LBS / KG)	ELECTRICAL
HW3-HD	42 1/2"	45 1/8"	49 1/4"	325 / 147	220V / 60Hz / 1ph / 13 AMP
HW4-HD	52 1/4"	45 1/8"	49 1/4"	380 / 172	220V / 60Hz / 1ph / 13 AMP
HW5-HD	62 1/8"	45 1/8"	49 1/4"	440 / 199	220V / 60Hz / 1ph / 17 AMP
HW6-HD	81 3/4"	45 1/8"	49 1/4"	520 / 235	220V / 60Hz / 1ph / 17AMP
HW8-HD	101 1/2"	45 1/8"	49 1/4"	698 / 316	220V / 60Hz / 1ph / 24AMP
HW10-HD	121 1/4"	45 1/8"	49 1/4"	880 / 399	220V / 60Hz / 1ph / 28AMP
HW12-HD	150 5/8"	45 1/8"	49 1/4"	1055 / 478	220V / 60Hz / 1ph / 32AMP



#### Wood Stains



#### Available Colors



## HEATED DISPLAY CASE

### HWM-HD

CURVED FRONT GLASS HOT FOOD DISPLAY CASE

#### DESCRIPTION OF STANDARD UNIT:

- Construction of powder steel
- ABS sides
- Stainless steel work top
- Dual heated system, with upper infrared heating
- Top lighting
- Stainless steel top
- Heated Aluminum glass profile
- Temp. range\* : +35 ÷ +90 °C
- Front opening glass
- Digital temperature control

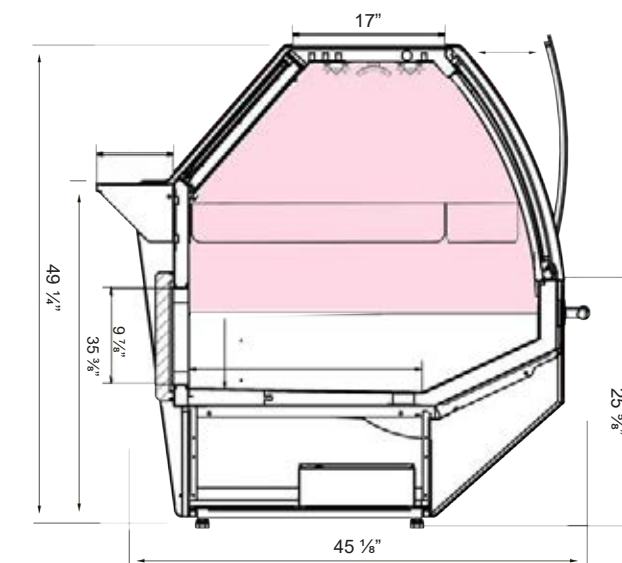
#### OPTIONS:

- Granite top
- Colors of choice
- Wooden casing
- Lift up system of front glass
- Cold version, salad case
- Wheels




COSTUME FINISH AVAILABLE

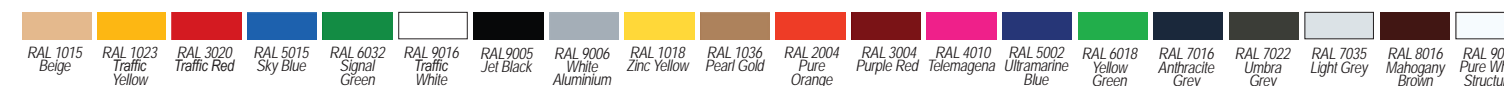
SPECIFICATIONS					
MODEL	LENGTH	DEPTH	HEIGHT	WEIGHT (LBS / KG)	ELECTRICAL
HWM3-HD	42 1/2"	45 1/8"	49 1/4"	337 / 153	220V / 60Hz / 1ph / 13 AMP
HWM4-HD	52 1/4"	45 1/8"	49 1/4"	447 / 203	220V / 60Hz / 1ph / 13 AMP
HWM5-HD	62 1/8"	45 1/8"	49 1/4"	559 / 254	220V / 60Hz / 1ph / 17 AMP
HWM6-HD	81 3/4"	45 1/8"	49 1/4"	673 / 305	220V / 60Hz / 1ph / 17AMP
HWM8-HD	101 1/2"	45 1/8"	49 1/4"	897 / 407	220V / 60Hz / 1ph / 24AMP
HWM10-HD	121 1/4"	45 1/8"	49 1/4"	1119 / 508	220V / 60Hz / 1ph / 28AMP
HWM12-HD	151 5/8"	45 1/8"	49 1/4"	1344 / 610	220V / 60Hz / 1ph / 32AMP



#### Wood Stains



#### Available Colors







## HEATED DISPLAY CASE

### MDS-HD SQUARE FRONT GLASS HOT FOOD DISPLAY CASE

#### DESCRIPTION OF STANDARD UNIT:

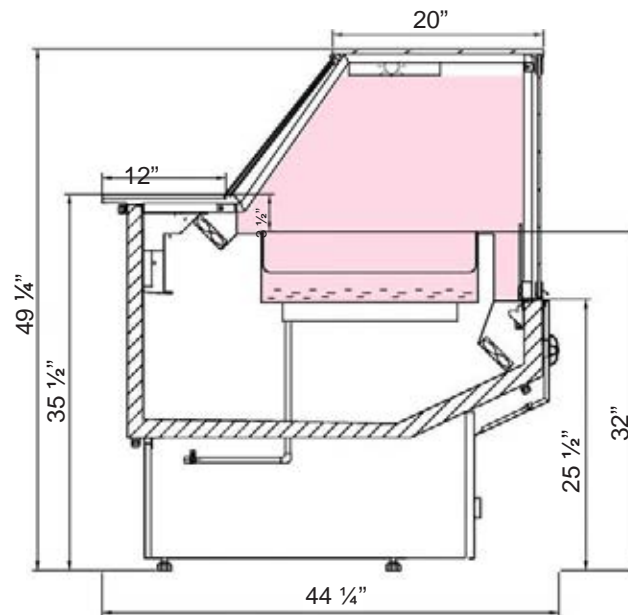
- Construction of powder steel
- ABS sides
- Grey bumper
- Stainless steel work top
- Dual heated system, with upper infrared heating
- Top lighting
- Heated Aluminum glass profile
- Temp. range\* : +35 ÷ +90 °C
- Front opening glass
- Digital temperature control




#### OPTIONS:

- Granite top
- Colors of choice
- Wooden casing
- Cold version, salad case
- Wheels

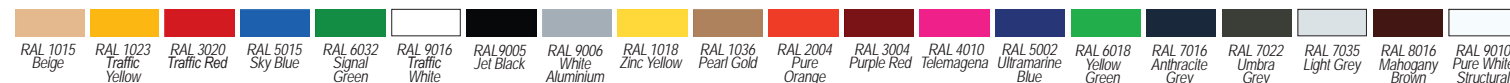
SPECIFICATIONS					
MODEL	LENGTH	DEPTH	HEIGHT	WEIGHT (LBS / KG)	ELECTRICAL
MDS3-HD	42 1/2"	44 1/4"	49 1/4"	325 / 147	220V / 60Hz / 1ph 13 AMP
MDS4-HD	52 1/4"	44 1/4"	49 1/4"	380 / 172	220V / 60Hz / 1ph 13 AMP
MDS5-HD	62 1/8"	44 1/4"	49 1/4"	440 / 199	220V / 60Hz / 1ph 17 AMP
MDS6-HD	81 3/8"	44 1/4"	49 1/4"	520 / 235	220V / 60Hz / 1ph 17 AMP
MDS8-HD	101 1/2"	44 1/4"	49 1/4"	698 / 316	220V / 60Hz / 1ph 24 AMP
MDS10-HD	121 1/4"	44 1/4"	49 1/4"	880 / 399	220V / 60Hz / 1ph 28 AMP
MDS12-HD	150 5/8"	44 1/4"	49 1/4"	1055 / 478	220V / 60Hz / 1ph 32 AMP



#### Wood Stains



#### Available Colors



JK-HD





## SALAD DISPLAY CASE

### JK-SSD

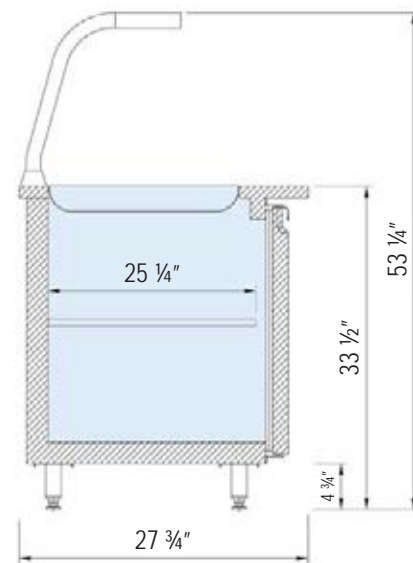
#### CURVED FRONT GLASS SALAD DISPLAY CASE

##### DESCRIPTION OF STANDARD UNIT:

- Construction of powder-coated steel
- LED lighting
- Front & sides panel made of stainless steel, or MDF (custom).
- Refrigerated storage chamber
- Highlighted glass top
- Stainless steel worktop
- Forced cooling
- Temp. range\*: 0 °C ÷ +4 °C
- Automatic defrosting
- Automatic water Evaporation
- Digital temperature control

##### OPTIONS:

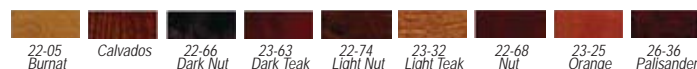
- Granite top
- Colors of choice
- Wooden casing
- Heated version
- Wheels



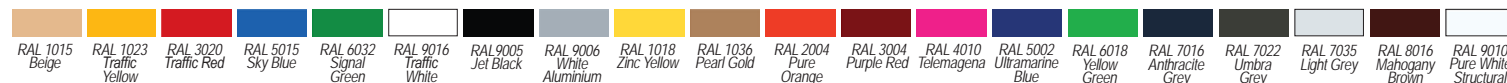
SPECIFICATIONS						
MODEL	LENGTH	DEPTH	HEIGHT	PANS	WEIGHT (LBS / KG)	ELECTRICAL
JKC2-SD	37 3/4"	27 3/4"	33 1/2"	2	330 / 150	115V / 60Hz / 1ph / 6 AMP
JKC3-SD	51 1/4"	27 3/4"	33 1/2"	3	352 / 160	115V / 60Hz / 1ph / 6.5 AMP
JKC4-SD	59 1/4"	27 3/4"	33 1/2"	4	396 / 180	115V / 60Hz / 1ph / 7 AMP
JKC5-SD	73 3/4"	27 3/4"	33 1/2"	5	440 / 200	115V / 60Hz / 1ph / 8 AMP
JKC6-SD	91 1/2"	27 3/4"	33 1/2"	6	485 / 220	115V / 60Hz / 1ph / 8.5 AMP

\* Temperature range given for maximum ambient temperature of +25°C and relative humidity 55%.  
 \*\* Values are provided for an Evaporation temp. of -35°C, condensation temp. of +45°C, ambient temp of +30°C and relative humidity of 55%.

##### Wood Stains



##### Available Colors



## SALAD DISPLAY CASE

### JK-SSD

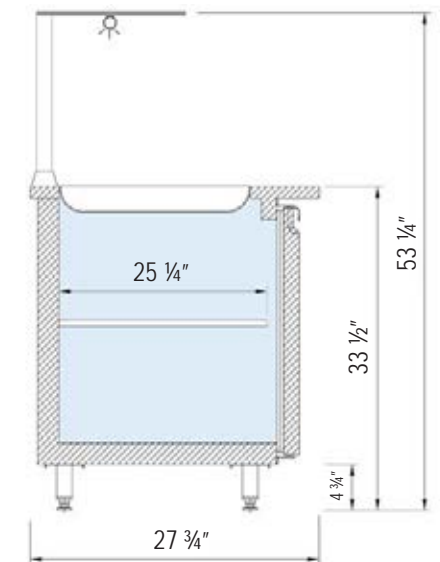
#### SQUARE FRONT GLASS SALAD DISPLAY CASE

##### DESCRIPTION OF STANDARD UNIT:

- Construction of powder-coated steel
- LED lighting
- Front & sides panel made of stainless steel, or MDF (custom).
- Refrigerated storage chamber
- Highlighted glass top
- Stainless steel worktop
- Forced cooling
- Temp. range\*: 0 °C ÷ +4 °C
- Automatic defrosting
- Automatic water Evaporation
- Digital temperature control

##### OPTIONS:

- Granite top
- Colors of choice
- Wooden casing
- Heated version
- Wheels



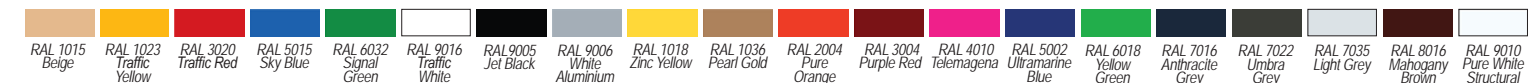
SPECIFICATIONS						
MODEL	LENGTH	DEPTH	HEIGHT	PANS	WEIGHT (LBS / KG)	ELECTRICAL
JKS2-SD	37 3/4"	27 3/4"	33 1/2"	2	330 / 150	115V / 60Hz / 1ph / 6 AMP
JKS3-SD	51 1/4"	27 3/4"	33 1/2"	3	352 / 160	115V / 60Hz / 1ph / 6.5 AMP
JKS4-SD	59 1/4"	27 3/4"	33 1/2"	4	396 / 180	115V / 60Hz / 1ph / 7 AMP
JKS5-SD	73 3/4"	27 3/4"	33 1/2"	5	440 / 200	115V / 60Hz / 1ph / 8 AMP
JKS6-SD	91 1/2"	27 3/4"	33 1/2"	6	485 / 220	115V / 60Hz / 1ph / 8.5 AMP

\* Temperature range given for maximum ambient temperature of +25°C and relative humidity 55%.  
 \*\* Values are provided for an Evaporation temp. of -35°C, condensation temp. of +45°C, ambient temp of +30°C and relative humidity of 55%.

##### Wood Stains



##### Available Colors







JK-SSD



## SALAD DISPLAY CASE

### HW-SD

CURVED FRONT GLASS SALAD DISPLAY CASE

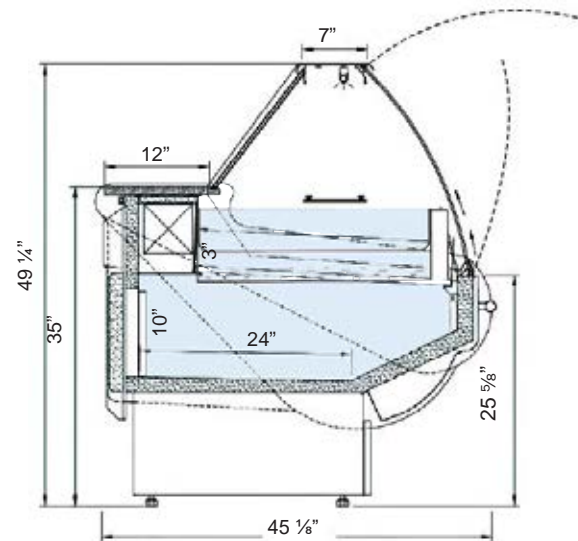
#### DESCRIPTION OF STANDARD UNIT:

- Forced cooling
- LED Market lighting.
- Construction of powder-coated steel
- ABS sides
- Front made of powder-coated steel
- Chrome bumper
- Stainless steel worktop
- Stainless steel storage chamber (except corners)
- Heater under evaporator (except corners)
- Heated Aluminum glass profile
- Temp. range\* (G): 0 ÷ +4 °C
- Front opening glass
- Automatic water Evaporation
- Digital temperature control

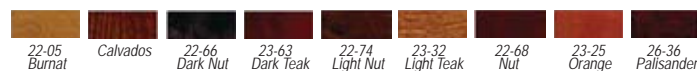
#### OPTIONS:

- For external condensing unit
- Fish version (FISH)
- Salad Display Table (HW-SD) temp. range\*: 0 ÷ +4 °C
- Hot version (HW-H) - temp. range\*: +40 ÷ +90 °C
- Self-service version, forced cooling temp. range\*: 0 ÷ +4 °C
- Glass shelf
- Separators: movable or stabile

- Stainless steel shelf for customer
- Two levels exposition trays
- Wheels
- Multiplexing
- Stand for scales, cash registers
- Granite worktop
- Lift up system of front glass



#### Wood Stains



#### Available Colors



## SALAD DISPLAY CASE

### HWM-SD

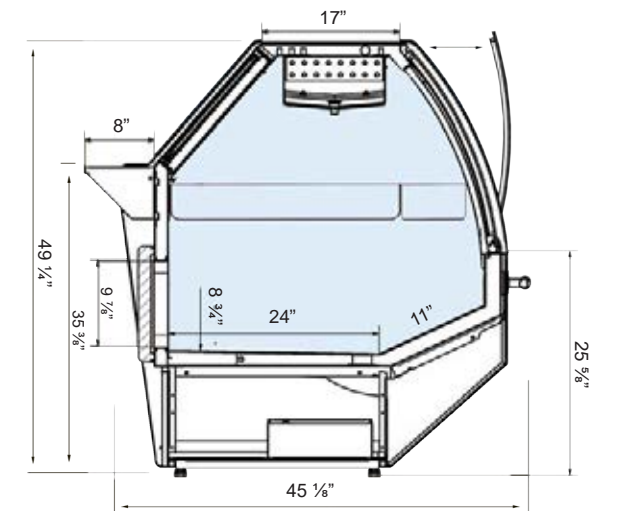

CURVED FRONT GLASS SALAD DISPLAY CASE

#### DESCRIPTION OF STANDARD UNIT:

- Forced cooling
- LED Market lighting.
- Construction of powder-coated steel
- ABS sides
- Front made of powder-coated steel
- Chrome bumper
- Stainless steel worktop
- Stainless steel storage chamber (except corners)
- Heater under evaporator (except corners)
- Heated Aluminum glass profile
- Temp. range\* (G): 0 ÷ +4 °C
- Front opening glass
- Automatic water Evaporation
- Digital temperature control

#### OPTIONS:

- For external condensing unit
- Multiplexing
- Shelf
- Stainless steel shelf for customer
- Wheels
- Back work top
- Wood finish



#### SPECIFICATIONS

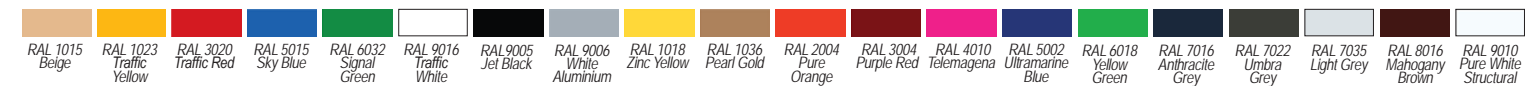
MODEL	LENGTH	DEPTH	HEIGHT	WEIGHT (LBS / KG)	ELECTRICAL
HWM4-SD	52 1/4"	45 1/8"	49 1/4"	551 / 250	115V / 60Hz / 1ph / 6 AMP
HWM6-SD	81 3/4"	45 1/8"	49 1/4"	717 / 325	115V / 60Hz / 1ph / 6 AMP
HWM8-SD	101 1/2"	45 1/8"	49 1/4"	871 / 395	115V / 60Hz / 1ph / 8 AMP
HWM12-SD	151 1/2"	45 1/8"	49 1/4"	1259 / 571	115V / 60Hz / 1ph / 8 AMP

\* Temperature range given for max ambient temp of +25°C and relative humidity of 60%.  
 \*\* Cooling power demand: 400 W/1mr at evaporating temp. -10°C (F); 350W/1mr at evaporating temp. -25°C (G).

#### Wood Stains



#### Available Colors







## SALAD DISPLAY CASE

### MDS-SD

SQUARE FRONT GLASS SALAD DISPLAY CASE

#### DESCRIPTION OF STANDARD UNIT:

- Forced cooling
- LED Market lighting
- Construction of powder-coated steel
- ABS sides
- Front made of powder-coated steel
- Chrome bumper
- Stainless steel worktop
- Stainless steel storage chamber (except corners)
- Heater under evaporator (except corners)
- Heated Aluminum glass profile
- Temp. range\* (G): 0 ÷ +4 °C
- Front opening glass
- Automatic water Evaporation
- Digital temperature control

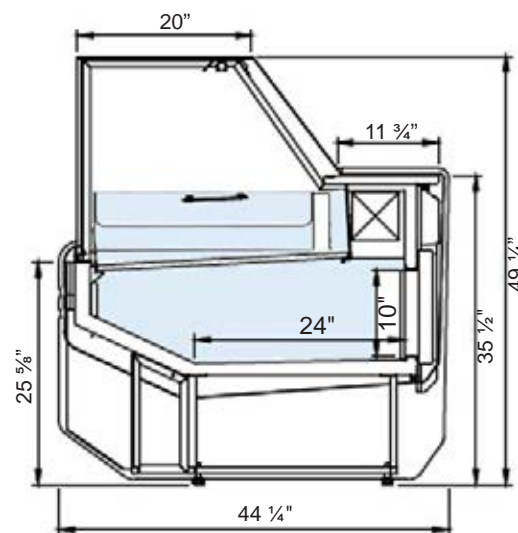


#### OPTIONS:


- For external condensing unit
- Fish version (FISH)
- Salad Display Table (HW-SD) temp. range\*: 0 ÷ +4 °C
- Hot version (HW-H) - temp. range\*: +40 ÷ +90 °C
- Self-service version, forced cooling temp. range\*: 0 ÷ +4 °C
- Glass shelf
- Separators: movable or stabile
- Stainless steel shelf for customer
- Two levels exposition trays
- Wheels
- Multiplexing
- Stand for scales, cash registers
- Granite worktop
- Lift up system of front glass

#### SPECIFICATIONS

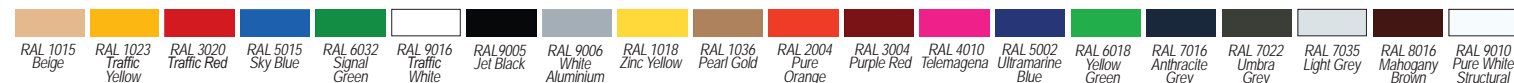
MODEL	LENGTH	DEPTH	HEIGHT	WEIGHT (LBS / KG)	ELECTRICAL
MDS3-SD	42 1/2"	45 1/8"	49 1/4"	319 / 145	115V / 60Hz / 1ph / 6 AMP
MDS4-SD	52 1/4"	45 1/8"	49 1/4"	375 / 170	115V / 60Hz / 1ph / 6 AMP
MDS5-SD	62 1/8"	45 1/8"	49 1/4"	430 / 195	115V / 60Hz / 1ph / 8 AMP
MDS6-SD	81 3/4"	45 1/8"	49 1/4"	507 / 230	115V / 60Hz / 1ph / 8 AMP
MDS8-SD	101 1/2"	45 1/8"	49 1/4"	683 / 310	115V / 60Hz / 1ph / 8 AMP
MDS10-SD	121 1/4"	45 1/8"	49 1/4"	859 / 390	115V / 60Hz / 1ph / 10.5 AMP
MDS12-SD	150 5/8"	45 1/8"	49 1/4"	1036 / 470	115V / 60Hz / 1ph / 11 AMP



#### Wood Stains



#### Available Colors





## OPEN MERCHANDISER

### HWL-ROM

LOW GLASS / GRAB & GO - REFRIGERATED CASE

#### DESCRIPTION OF STANDARD UNIT:

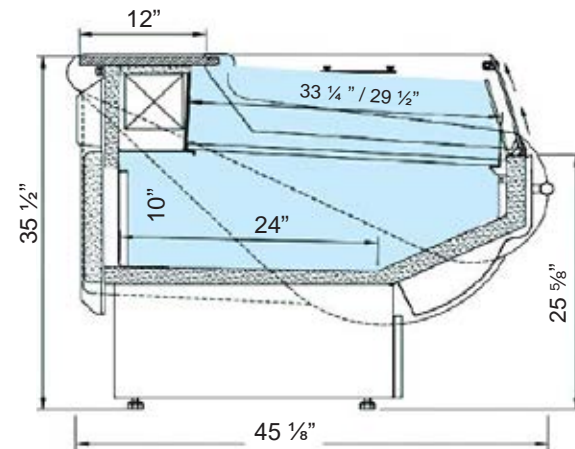
- Gravity cooling
- Construction of powder-coated steel
- ABS sides
- Front made of powder-coated steel
- Chrome bumper
- Stainless steel worktop
- Stainless steel storage chamber (except corners)
- Heater under evaporator (except corners)
- Heated Aluminum glass profile
- Automatic water Evaporation
- Temp. range\* for version with gravity cooling (G): 0 ÷ +4 °C
- Digital temperature control

#### OPTIONS:

- For external condensing unit
- Serve-over version, temp. range\*: 0 ÷ +4 °C
- Forced cooling version, temp. range (F): 0 ÷ +4 °C
- White lighting
- Multiplexing
- Granite worktop
- Wheels
- Cash registers cabinet



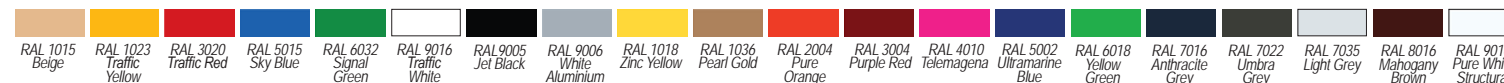
SPECIFICATIONS					
MODEL	LENGTH	DEPTH	HEIGHT	WEIGHT (LBS / KG)	ELECTRICAL
HWL3-RD	42 1/2"	45 1/8"	49 1/4"	284 / 128	115V / 60Hz / 1ph / 6 AMP
HWL4-RD	52 1/4"	45 1/8"	49 1/4"	345 / 156	115V / 60Hz / 1ph / 6 AMP
HWL5-RD	62 1/8"	45 1/8"	49 1/4"	390 / 177	115V / 60Hz / 1ph / 8 AMP
HWL6-RD	81 3/4"	45 1/8"	49 1/4"	465 / 211	115V / 60Hz / 1ph / 8 AMP
HWL8-RD	101 1/2"	45 1/8"	49 1/4"	645 / 293	115V / 60Hz / 1ph / 8 AMP
HWL10-RD	121 1/4"	45 1/8"	49 1/4"	811 / 368	115V / 60Hz / 1ph / 10.5 AMP
HWL12-RD	150 5/8"	45 1/8"	49 1/4"	990 / 449	115V / 60Hz / 1ph / 11 AMP



#### Wood Stains



#### Available Colors



## OPEN MERCHANDISER

### MDSL-ROM

REFRIGERATED OPEN MERCHANDISER

#### DESCRIPTION OF STANDARD UNIT:

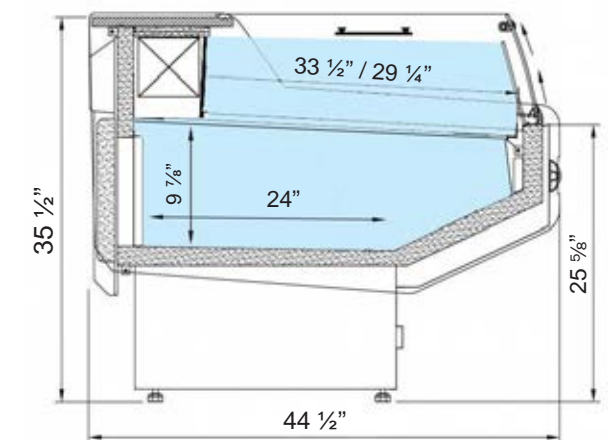
- Gravity cooling
- Construction of powder-coated steel
- ABS sides
- Front made of powder-coated steel
- Stainless steel worktop
- Stainless steel storage chamber (except corners)
- Heater under evaporator (except corners)
- Heated Aluminum glass profile
- Temp. range\* for version with forced cooling (F): 0 ÷ +4 °C
- Automatic water Evaporation
- Digital temperature control

#### OPTIONS:

- For external condensing unit
- Serve-over version, temp. range\*: 0 ÷ +4 °C
- Forced cooling version, temp. range (F): 0 ÷ +4 °C
- White lighting
- Multiplexing
- Granite worktop
- Wheels
- Cash registers counter



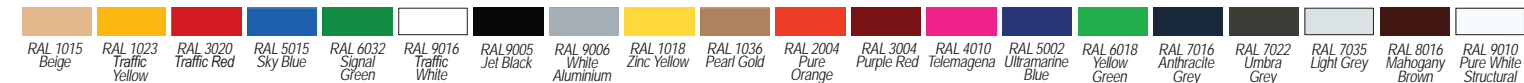
SPECIFICATIONS					
MODEL	LENGTH	DEPTH	HEIGHT	WEIGHT (LBS / KG)	ELECTRICAL
MDSL3-RD	42 1/2"	44 1/2"	35 1/2"	284 / 128	115V / 60Hz / 1ph 6 AMP
MDSL4-RD	52 1/4"	44 1/2"	35 1/2"	345 / 156	115V / 60Hz / 1ph 6 AMP
MDSL5-RD	62 1/8"	44 1/2"	35 1/2"	390 / 177	115V / 60Hz / 1ph 8 AMP
MDSL6-RD	81 3/8"	44 1/2"	35 1/2"	465 / 211	115V / 60Hz / 1ph 8 AMP
MDSL8-RD	101 1/2"	44 1/2"	35 1/2"	645 / 293	115V / 60Hz / 1ph 8 AMP
MDSL10-RD	121 1/4"	44 1/2"	35 1/2"	811 / 368	115V / 60Hz / 1ph 10.5 AMP
MDSL12-RD	150 5/8"	44 1/2"	35 1/2"	990 / 449	115V / 60Hz / 1ph 11 AMP



#### Wood Stains



#### Available Colors





## OPEN MERCHANDISER

### HWCL-ROM

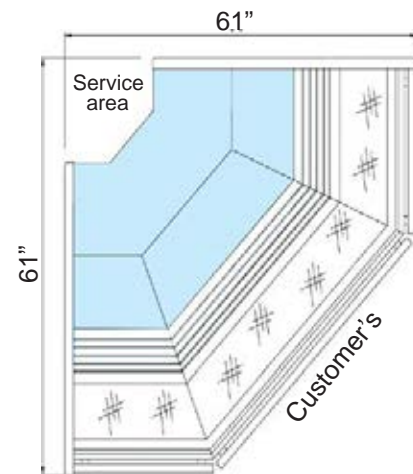
LOW GLASS / GRAB & GO - REFRIGERATED CASE

#### DESCRIPTION OF STANDARD UNIT:

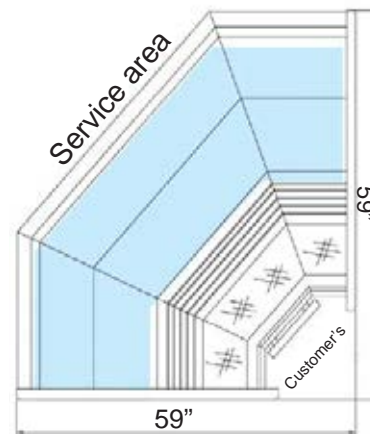
- Forced cooling
- LED Market lighting
- Construction of powder-coated steel
- ABS sides
- Front made of powder-coated steel
- Chrome bumper
- Stainless steel worktop
- Heated Aluminum glass profile
- Temp. range\* : 0 ÷ +4 °C
- Automatic water Evaporation
- Digital temperature control

#### OPTIONS:

- For external condensing unit
- Fish version (FISH)
- Two levels exposition trays
- Wheels
- Multiplexing
- Stand for scales, cash registers
- Granite worktop



MDC90-ORD



MDC90-IRD

SPECIFICATIONS					
MODEL	LENGTH	DEPTH	HEIGHT	WEIGHT (LBS / KG)	ELECTRICAL
HWCL90-IRD	59"	45 1/8"	49 1/4"	330 / 150	115V / 60Hz / 1ph / 8 AMP
HWCL90-ORD	61"	45 1/8"	49 1/4"	330 / 150	115V / 60Hz / 1ph / 8 AMP

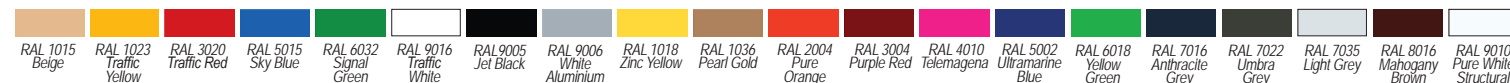


\* Temperature range given for max ambient temp of +25°C and relative humidity of 60%.  
 \*\* Cooling power demand: 400 W/1m<sup>2</sup> at evaporating temp. -10°C (F); 350W/1m<sup>2</sup> at evaporating temp. -25°C (G).

#### Wood Stains



#### Available Colors



## OPEN MERCHANDISER

### VN-ROM

LOW PROFILE GRAB & GO - REFRIGERATED CASE

#### DESCRIPTION OF STANDARD UNIT:

- Construction and casing of stainless steel
- LED lighting
- Side glasses: double with silver serigraphy
- silver serigraphy
- 3 rows of highlighted, adjustable shelves: glass
- (VN-R, VN-D) or stainless steel (VN-H)
- Yellow lighting
- Perforated, stainless steel back panel in self-service (O) version
- Forced cooling
- Temp. range\*: 0 ÷ +4°C
- Automatic water Evaporation
- Hygrostat (humidity reduction)
- Front opening glass
- Digital temperature control

#### OPTIONS:

- Version for chocolate & pralines
- For external condensing unit
- Wheels
- Ultrasonic humidifier (except VN 2)
- MDF front panel and sides
- Rear, hinged Plexiglas doors for self-service version
- Cash out counter
- 45° Corner



SPECIFICATIONS					
MODEL	LENGTH	DEPTH	HEIGHT	WEIGHT (LBS / KG)	ELECTRICAL
VN2-ROM	23 5/8"	31 1/2"	53 1/2"	198 / 90	115V / 60Hz / 1ph / 8 AMP
VN3-ROM	35 1/2"		53 1/2"	253 / 115	115V / 60Hz / 1ph / 9.5 AMP
VN4-ROM	47 1/4"		53 1/2"	330 / 150	115V / 60Hz / 1ph / 11.5 AMP

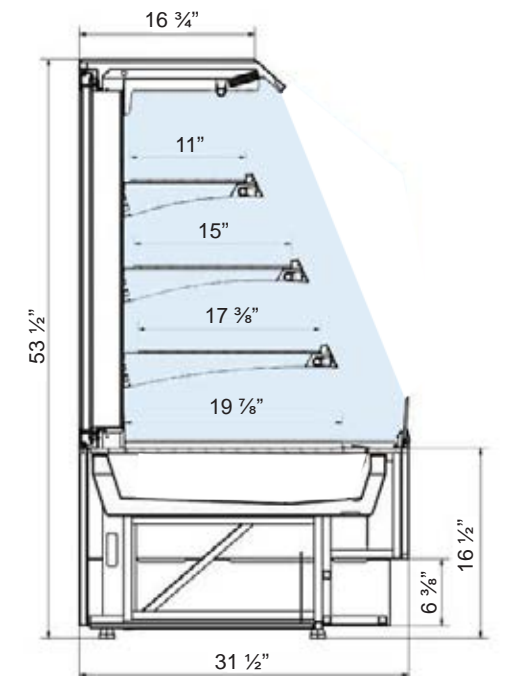
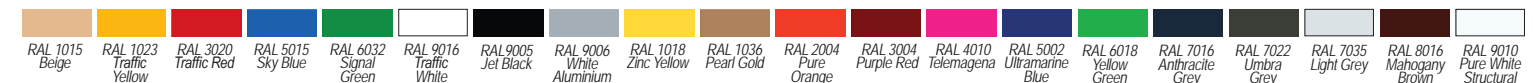


\* Temperature range given for max ambient temp of +25°C and relative humidity of 60%.  
 \*\* Cooling power demand: 400 W/1m<sup>2</sup> at evaporating temp. -10°C (F); 350W/1m<sup>2</sup> at evaporating temp. -25°C (G).

#### Wood Stains



#### Available Colors





## OPEN MERCHANDISER

### PC-ROM

REFRIGERATED OPEN MERCHANDISER

#### DESCRIPTION OF STANDARD UNIT:

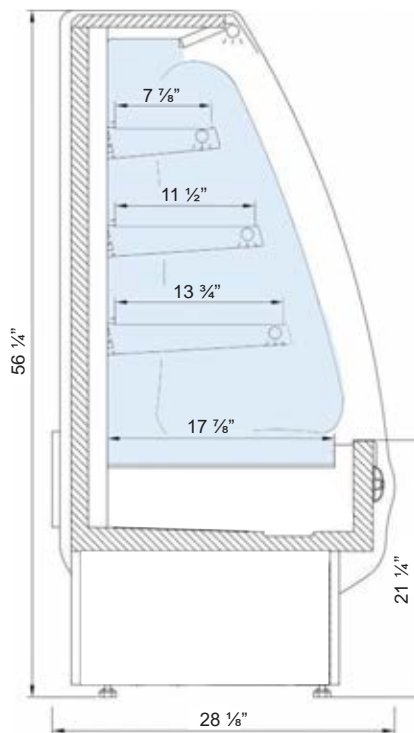
- Construction of powder-coated steel
- LED lighting
- ABS sides with glass
- Grey bumper
- 3 rows of adjustable shelves, highlighted
- Top lighting
- White lighting
- Price strips
- Forced cooling
- Temp. range\*: 0 ÷ +4°C
- Automatic defrosting
- Automatic water evaporation
- Digital temperature control

#### OPTIONS:

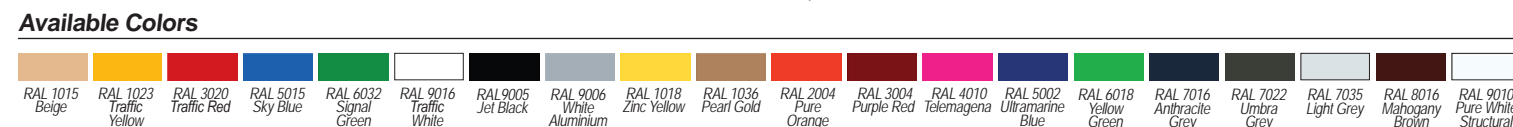
- Multiplexing
- Version for external condensing unit
- Stainless steel shelves & base decks
- Light plafond
- Night blind
- Wheels



SPECIFICATIONS					
MODEL	LENGTH	DEPTH	HEIGHT	WEIGHT (LBS / KG)	ELECTRICAL
PC2-ROM	23 3/8"	28 1/8"	55 1/8"	198 / 90	115V / 60Hz / 1ph 8 AMP
PC3-ROM	35 1/2"		55 1/8"	253 / 115	115V / 60Hz / 1ph 9.5 AMP
PC4-ROM	47 1/4"		55 1/8"	330 / 150	115V / 60Hz / 1ph 11.5 AMP



\* Temperature range given for maximum ambient temperature of +25°C and relative humidity 55%.  
 \*\* Values are provided for an Evaporation temp. of -35°C, condensation temp. of +45°C, ambient temp of +30°C and relative humidity of 55%.



## OPEN MERCHANDISER

### AT-ROM

REFRIGERATED OPEN MERCHANDISER

#### DESCRIPTION OF STANDARD UNIT:

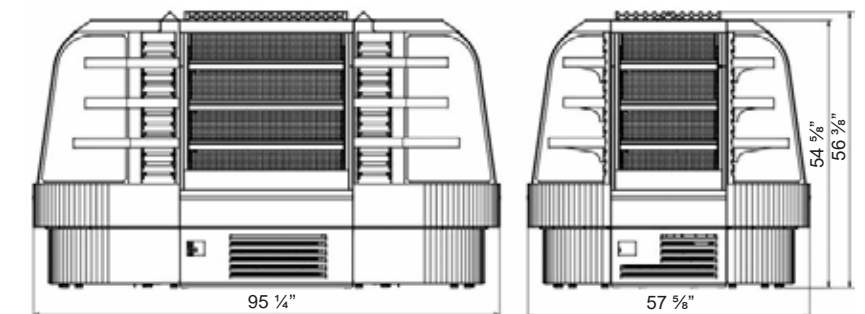
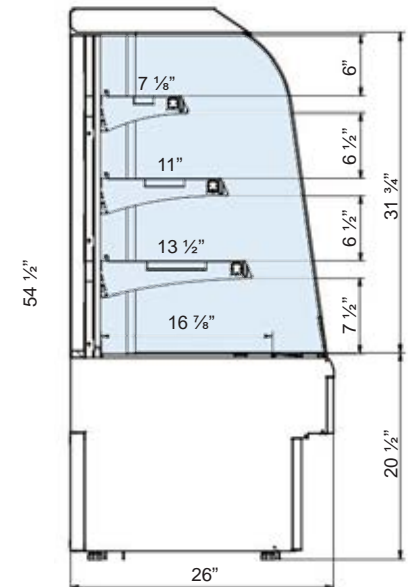
- LED lighting
- Construction & casing of powder-coated steel
- Glazed sides with grey serigraphy with PCV finishing
- 3 rows of adjustable shelves
- Highlighted shelves
- Top lighting
- White, LED lighting
- EPOS ticket strips
- Forced cooling
- Temp. range\* : 0 ÷ +4 °C
- Automatic water evaporation
- Digital temperature control
- Access to condenser from the front
- Neutral corner with 3 rows of shelves
- Night blind

#### OPTIONS:

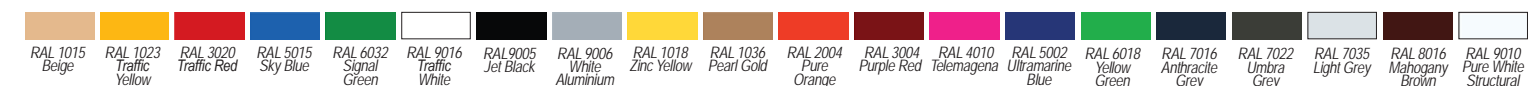
- External condensing unit (AZ)\*\*
- Multiplexing (creating islands)
- Stoppers: wired or Plexiglas



SPECIFICATIONS					
MODEL	LENGTH	DEPTH	HEIGHT	WEIGHT (LBS / KG)	ELECTRICAL
AT2-ROM	23 3/8"	26"	54 1/2"	243 / 110	115V / 60Hz / 1ph 9.5 AMP
AT3-ROM	35 3/8"		54 1/2"	353 / 160	115V / 60Hz / 1ph 11.5 AMP
AT-CDOM	16 7/8" 29 7/8"		54 1/2"	66 / 30	Corner / Dry Unit
AT-ISLAND	95 1/4"	57 5/8"	54 1/2"	1455 / 660	According to Sizes



#### Available Colors





## OPEN MERCHANDISER

### TSC-ROM

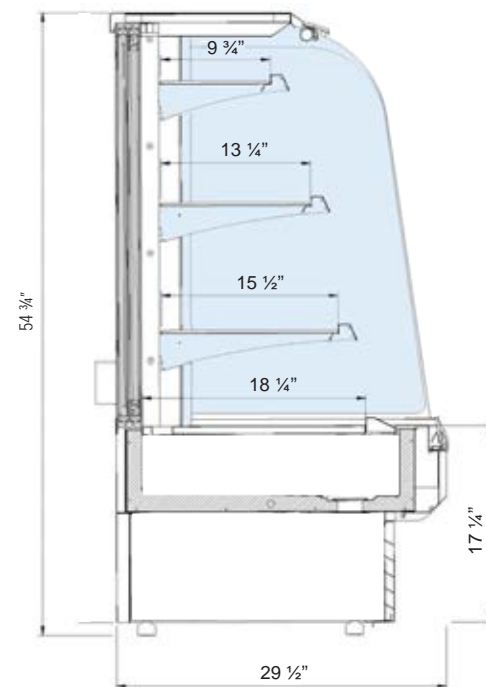
REFRIGERATED OPEN MERCHANDISER

#### DESCRIPTION OF STANDARD UNIT:

- 2 versions: refrigerated (CH), hot (GR)
- Construction of powder coated steel
- Finishes in stainless steel or powder coated steel
- Double front, and side glass with PCV finishing
- Perforated stainless steel back panel
- Highlighted (LED) and adjustable stainless still shelves
- Controller on the front or back
- Access to the condenser from the front
- Tempered glass
- Forced cooling
- Temp. range\*: 0 ÷ +4°C
- Automatic defrosting
- Automatic water evaporation
- Front opening glass

#### OPTIONS:

- Multiplexing
- Version for external condensing unit
- Stainless steel shelves & base decks
- Light plafond
- Night blind
- Wheels



#### SPECIFICATIONS

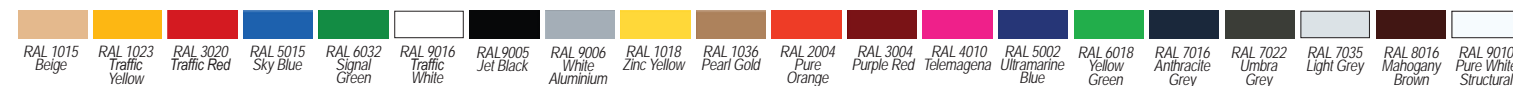
MODEL	LENGTH	DEPTH	HEIGHT	WEIGHT (LBS / KG)	ELECTRICAL
TSC2-ROM	23 5/8"	29 1/2"	54 3/4"	198 / 90	115V / 60Hz / 1ph 8 AMP
TSC3-ROM	35 1/2"		54 3/4"	253 / 115	115V / 60Hz / 1ph 9.5 AMP
TSC4-ROM	47 1/4"		54 3/4"	330 / 150	115V / 60Hz / 1ph 11.5 AMP

\* Temperature range given for maximum ambient temperature of +25°C and relative humidity 55%.  
\*\* Values are provided for an Evaporation temp. of -35°C, condensation temp. of +45°C, ambient temp of +30°C and relative humidity of 55%.

#### Wood Stains



#### Available Colors



## OPEN MERCHANDISER

### TSS-ROM

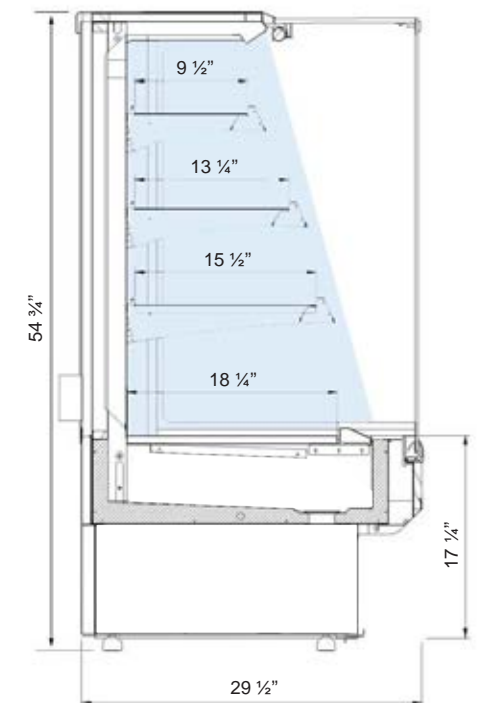
REFRIGERATED OPEN MERCHANDISER

#### DESCRIPTION OF STANDARD UNIT:

- Construction of powder coated steel
- Finishes in stainless steel or powder coated steel
- Double side glass with PCV finishing
- Perforated stainless steel back panel
- Highlighted (LED) and adjustable stainless still shelves
- Controller on the front or back
- Access to the condenser from the front
- Price strips
- Tempered glass
- Forced cooling
- Temp. range\*: 0 ÷ +4°C
- Automatic defrosting
- Automatic water evaporation

#### OPTIONS:

- Multiplexing
- Version for external condensing unit
- Stainless steel shelves & base decks
- Light plafond
- Night blind
- Wheels




#### SPECIFICATIONS

MODEL	LENGTH	DEPTH	HEIGHT	WEIGHT (LBS / KG)	ELECTRICAL
TSS2-ROM	23 5/8"	29 1/2"	54 3/4"	198 / 90	115V / 60Hz / 1ph 8 AMP
TSS3-ROM	35 1/2"		54 3/4"	253 / 115	115V / 60Hz / 1ph 9.5 AMP
TSS4-ROM	47 1/4"		54 3/4"	330 / 150	115V / 60Hz / 1ph 11.5 AMP

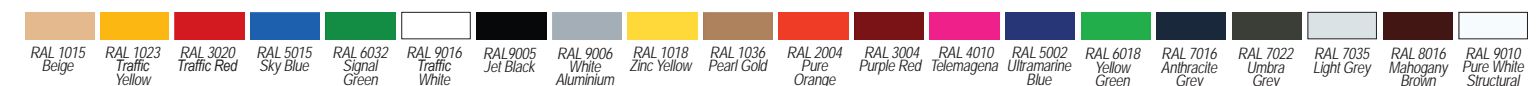


\* Temperature range given for maximum ambient temperature of +25°C and relative humidity 60%.  
\*\* Cooling power demand: 1500 W/1m<sup>3</sup> at evaporating temp. -10°C. Automatic water evaporation on request.  
\*\*\* In version with doors: only top lighting

#### Wood Stains



#### Available Colors





## OPEN MERCHANDISER

### RG-ROM


REFRIGERATED OPEN MERCHANDISER

#### DESCRIPTION OF STANDARD UNIT:

- Construction of powder-coated steel
- LED lighting
- Double glass sides with serigraphy
- 5 rows of adjustable shelves
- Top lighting
- Night blind
- Price strips
- Forced cooling
- Temp. range\*: 0 ÷ +4°C
- Automatic defrosting
- Water evaporator pan
- Digital temperature control

#### OPTIONS:

- Multiplexing
- For external condensing unit
- Highlighted shelves
- Stainless steel shelves & base decks
- Back panel from mirrored stainless steel
- Angled mirrored stainless steel roof
- Stoppers: wired or from Plexiglas
- Vertical Plexiglas separator
- Automatic water evaporation
- Shelf separators (wired)
- Profile with hooks
- Wood casing
- Wheels
- Heater under evaporator
- Sliding glass doors (in standard white frame, for request - black one)
- Hinged Plexiglas doors



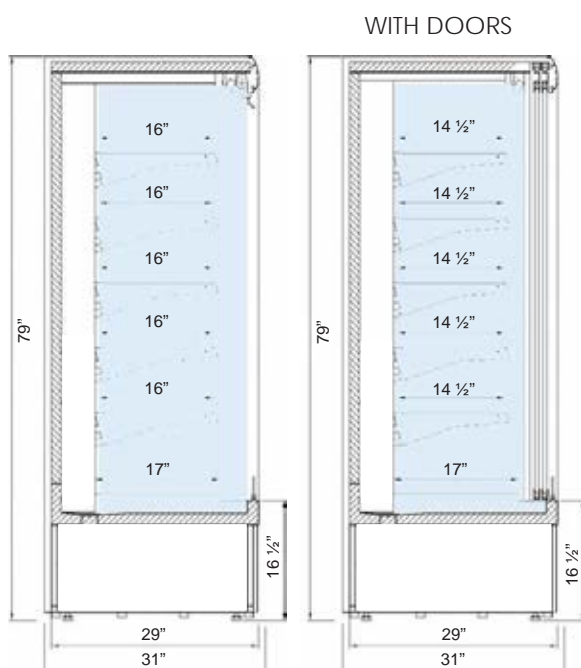
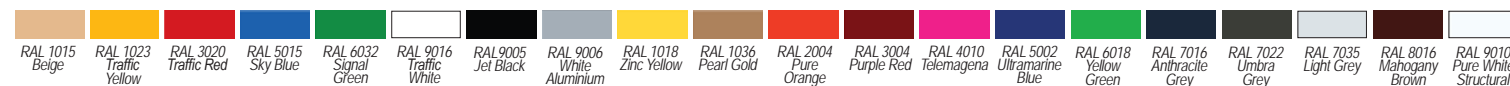
RG-ROM

SPECIFICATIONS						
MODEL	LENGTH	DEPTH	HEIGHT	WEIGHT (LBS / KG)	ELECTRICAL	ELECTRICAL WITH DOORS
RG4-ROM	52 1/8"	31"	79"	485 / 220	115V / 60Hz / 1ph 15 AMP	115V / 60Hz / 1ph 12 AMP
RG5-ROM	62 1/4"			551 / 250	115V / 60Hz / 1ph 15 AMP	115V / 60Hz / 1ph 15 AMP
RG6-ROM	74 3/4"			617 / 280	220V / 60Hz / 1ph 10.5 AMP	220V / 60Hz / 1ph 8 AMP
RG7-ROM	82 7/8"			683 / 310	220V / 60Hz / 1ph 13.5 AMP	220V / 60Hz / 1ph 8 AMP
RG8-ROM	98 1/2"			749 / 340	220V / 60Hz / 1ph 19 AMP	220V / 60Hz / 1ph 9 AMP



\* Temperature range given for maximum ambient temperature of +25°C and relative humidity 55%.  
 \*\* Values are provided for an Evaporation temp. of -35°C, condensation temp. of +45°C, ambient temp of +30°C and relative humidity of 55%.

#### Available Colors





## OPEN MERCHANDISER

### MR-ROM

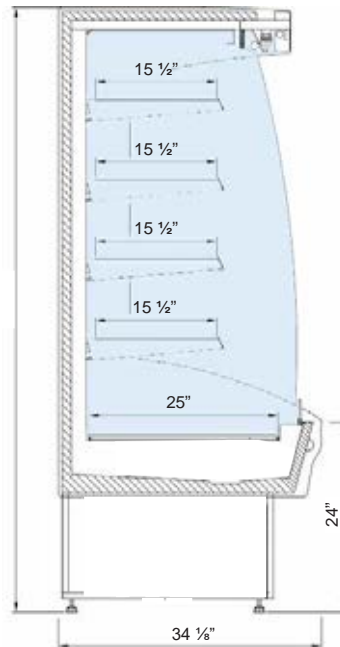
REFRIGERATED OPEN MERCHANDISER

#### DESCRIPTION OF STANDARD UNIT:

- Construction of powder-coated steel
- LED lighting
- ABS sides with glass
- Grey bumper
- 4 rows of adjustable shelves
- Top lighting
- Light plafond
- White lighting
- Night blind
- Price strips
- Forced cooling
- Temp. range\*: 0 ÷ +4°C
- Automatic defrosting
- Digital temperature control

#### OPTIONS:

- Multiplexing
- For external condensing unit
- Highlighted shelves
- Stainless steel shelves & base decks
- Back panel from mirrored stainless steel
- Angled mirrored stainless steel roof
- Stoppers: wired or from Plexiglas
- Shelf separators (wired)
- Profile with hooks
- Wood casing
- Wheels
- Heater under evaporator
- Automatic water Evaporation



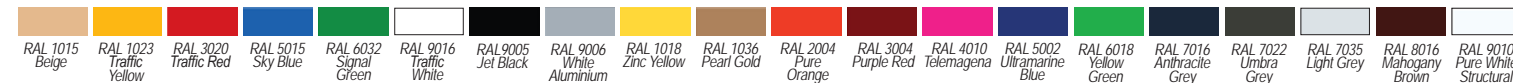
SPECIFICATIONS					
MODEL	LENGTH	DEPTH	HEIGHT	WEIGHT (LBS / KG)	ELECTRICAL
MR3-ROM	43 1/4"	34 1/8"	79"	418 / 190	115V / 60Hz / 1ph 15 AMP
MR4-ROM	51 1/8"			485 / 220	115V / 60Hz / 1ph 15 AMP
MR5-ROM	63"			551 / 250	220V / 60Hz / 1ph 15 AMP
MR6-ROM	74 7/8"			628 / 285	220V / 60Hz / 1ph 11 AMP
MR7-ROM	81 3/4"			639 / 290	220V / 60Hz / 1ph 13 AMP

\* Temperature range given for maximum ambient temperature of +25°C and relative humidity 55%.  
 \*\* Values are provided for an Evaporation temp. of -35°C, condensation temp. of +45°C, ambient temp of +30°C and relative humidity of 55%.

#### Wood Stains



#### Available Colors



## OPEN MERCHANDISER

### DC-ROM

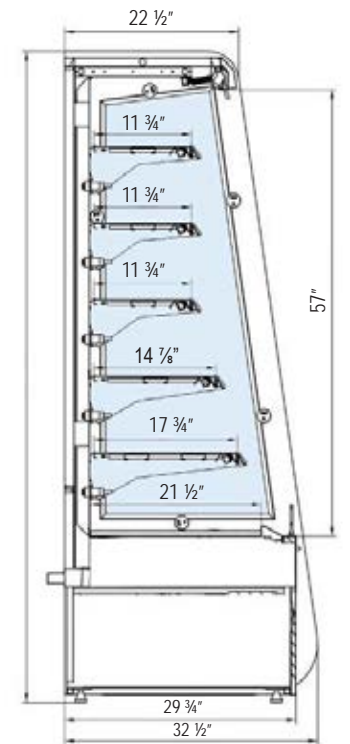
REFRIGERATED OPEN MERCHANDISER

#### DESCRIPTION OF STANDARD UNIT:

- LED lighting
- Construction of powder-coated steel
- MDF sides with glass
- 5 rows of adjustable shelves
- Top lighting
- Highlighted shelves
- White lighting
- Night blind
- EPOS ticket strips
- Forced cooling
- Temp. range\*: 0 ÷ +4 °C
- Automatic water evaporation
- Digital temperature control

#### OPTIONS:

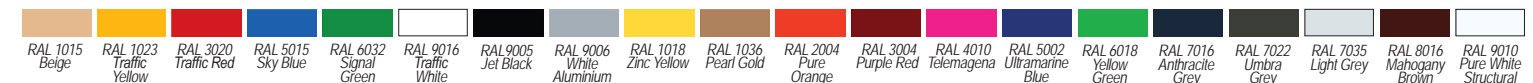
- Multiplexing
- External condensing unit (AZ)\*\*
- Stainless steel shelves & base decks
- Back panel from mirrored stainless steel
- Angled mirrored stainless steel roof
- Stoppers: wired or from Plexiglas
- Profile with hooks
- Wheels
- Heater under evaporator



SPECIFICATIONS					
MODEL	LENGTH	DEPTH	HEIGHT	WEIGHT (LBS / KG)	ELECTRICAL
DC3-ROM	42 1/2"	32 3/8"	83 7/8"	441 / 200	115V / 60Hz / 1ph 15 AMP
DC4-ROM	50 1/4"		83 7/8"	485 / 220	115V / 60Hz / 1ph 15 AMP
DC5-ROM	60 1/4"		83 7/8"	551 / 250	220V / 60Hz / 1ph 13.5 AMP
DC6-ROM	74 1/8"		83 7/8"	595 / 270	220V / 60Hz / 1ph 13.5 AMP
DC7-ROM	81 7/8"		83 7/8"	639 / 290	220V / 60Hz / 1ph 15 AMP



#### Available Colors



\* Temperature range given for maximum ambient temperature of +25°C and relative humidity 55%.  
 \*\* Values are provided for an Evaporation temp. of -35°C, condensation temp. of +45°C, ambient temp of +30°C and relative humidity of 55%.





## OPEN MERCHANDISER

### MR-PROM

REFRIGERATED OPEN MERCHANDISER

#### DESCRIPTION OF STANDARD UNIT:

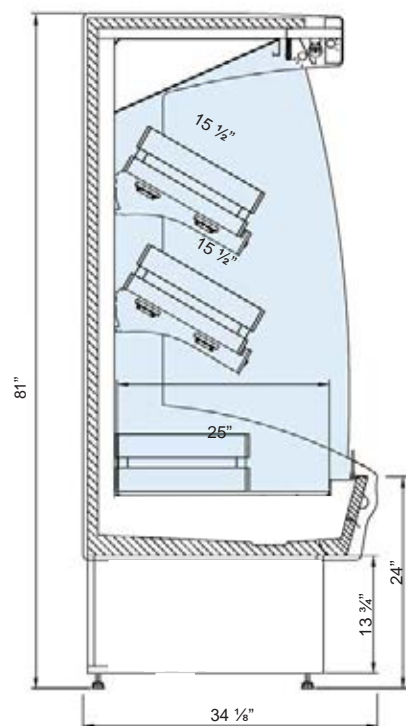
- Construction of powder-coated steel
- LED lighting
- ABS sides with glass
- Grey bumper
- 4 rows of adjustable shelves
- Top lighting
- Light plafond
- White lighting
- Night blind
- Price strips
- Forced cooling
- Temp. range\*: 0 ÷ +4°C
- Automatic defrosting
- Digital temperature control



#### OPTIONS:


- Multiplexing
- For external condensing unit
- Highlighted shelves
- Stainless steel shelves & base decks
- Back panel from mirrored stainless steel
- Angled mirrored stainless steel roof
- Stoppers: wired or from Plexiglas
- Shelf separators (wired)
- Profile with hooks
- Wood casing
- Wheels
- Heater under evaporator
- Automatic water Evaporation

SPECIFICATIONS					
MODEL	LENGTH	DEPTH	HEIGHT	WEIGHT (LBS / KG)	ELECTRICAL
MR3-PROM	43 1/4"	34 1/8"	81"	418 / 190	115V / 60Hz / 1ph / 15 AMP
MR4-PROM	51 1/8"			514 / 233	115V / 60Hz / 1ph / 15 AMP
MR5-PROM	63"			641 / 291	220V / 60Hz / 1ph / 15 AMP
MR6-PROM	74 7/8"			771 / 350	220V / 60Hz / 1ph / 11 AMP
MR7-PROM	81 3/4"			899 / 408	220V / 60Hz / 1ph / 13 AMP

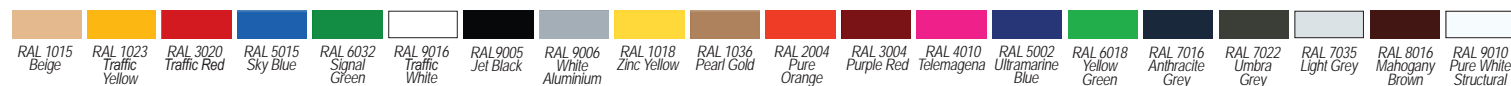


\* Temperature range given for maximum ambient temperature of +25°C and relative humidity 55%.  
 \*\* Values are provided for an Evaporation temp. of -35°C, condensation temp. of +45°C, ambient temp of +30°C and relative humidity of 55%.

#### Wood Stains



#### Available Colors









# OPEN MERCHANDISER

## VR-ROM

REFRIGERATED OPEN MERCHANDISER

### DESCRIPTION OF STANDARD UNIT:

- LED lighting
- Construction of powder-coated steel
- Sides of powder-coated steel: solid or glazed
- 5 rows of adjustable shelves
- White lighting
- Night blind
- EPOS ticket strips
- Forced cooling
- Temp. range\*: 0 ÷ +4°C
- Automatic defrosting
- Automatic water evaporation
- Digital temperature control

### OPTIONS:

- Multiplexing
- For external condensing unit
- Highlighted shelves
- Stainless steel shelves & base decks
- Back panel from mirrored stainless steel
- Angled mirrored stainless steel roof
- Stoppers: wired or from Plexiglas
- Vertical Plexiglas separator
- Shelf separators (wired)
- Profile with hooks
- Wood casing
- Wheels
- Heater under evaporator
- Sliding glass doors (in standard white frame, for request - black one)
- Hinged Plexiglas doors



# OPEN MERCHANDISER

## VRM-ROM

REFRIGERATED OPEN MERCHANDISER - 24" DEEP

### DESCRIPTION OF STANDARD UNIT:

- LED lighting
- Construction of powder-coated steel
- Sides of powder-coated steel: solid or glazed
- 5 rows of adjustable shelves
- White lighting
- Night blind
- EPOS ticket strips
- Forced cooling
- Temp. range\*: 0 ÷ +4°C
- Automatic defrosting
- Automatic water evaporation
- Digital temperature control

### OPTIONS:

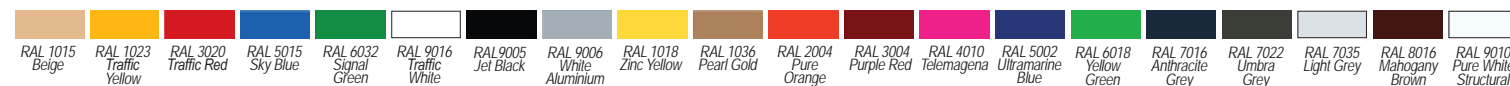
- Multiplexing
- For external condensing unit
- Highlighted shelves
- Stainless steel shelves & base decks
- Back panel from mirrored stainless steel
- Angled mirrored stainless steel roof
- Stoppers: wired or from Plexiglas
- Vertical Plexiglas separator
- Shelf separators (wired)
- Profile with hooks
- Wood casing
- Wheels
- Heater under evaporator
- Sliding glass doors (in standard white frame, for request - black one)
- Hinged Plexiglas doors



SPECIFICATIONS						
MODEL	LENGTH	DEPTH	HEIGHT	WEIGHT (LBS / KG)	ELECTRICAL	ELECTRICAL WITH DOORS
VR2-ROM	23 5/8"	30 3/4"	79"	265 / 120	115V / 60Hz / 1ph 11.5 AMP	115V / 60Hz / 1ph 11.5 AMP
VR3-ROM	43 1/4"			419 / 190	115V / 60Hz / 1ph 15 AMP	115V / 60Hz / 1ph 15 AMP
VR4-ROM	51 1/8"			485 / 220	115V / 60Hz / 1ph 15 AMP	115V / 60Hz / 1ph 15 AMP
VR5-ROM	63"			551 / 250	115V / 60Hz / 1ph 15 AMP	115V / 60Hz / 1ph 15 AMP
VR6-ROM	74 3/4"			595 / 270	220V / 60Hz / 1ph 13.5 AMP	220V / 60Hz / 1ph 8 AMP
VR7-ROM	82 5/8"			639 / 290	220V / 60Hz / 1ph 13.5 AMP	220V / 60Hz / 1ph 8 AMP
VR8-ROM	98 1/2"			706 / 320	220V / 60Hz / 1ph 19 AMP	220V / 60Hz / 1ph 9 AMP

\* Temperature range given for maximum ambient temperature of +25°C and relative humidity 55%.  
 \*\* Values are provided for an Evaporation temp. of -35°C, condensation temp. of +45°C, ambient temp of +30°C and relative humidity of 55%.

### Available Colors

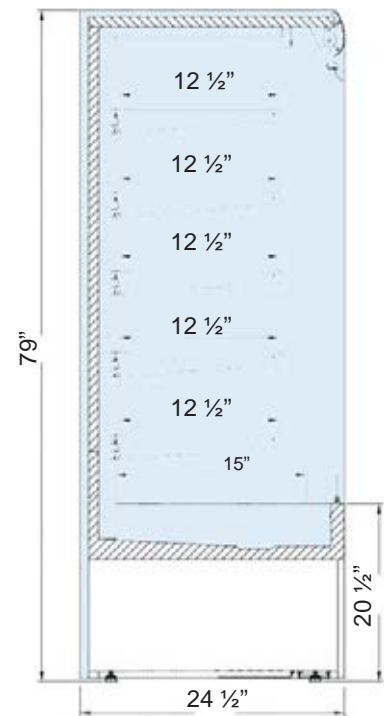
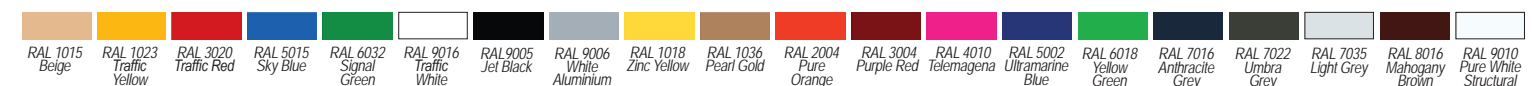


SPECIFICATIONS						
MODEL	LENGTH	DEPTH	HEIGHT	WEIGHT (LBS / KG)	ELECTRICAL	ELECTRICAL WITH DOORS
VRM2-ROM	23 5/8"	24 1/2"	79"	265 / 120	115V / 60Hz / 1ph 11.5 AMP	115V / 60Hz / 1ph 11.5 AMP
VRM3-ROM	43 1/4"			419 / 190	115V / 60Hz / 1ph 15 AMP	115V / 60Hz / 1ph 15 AMP
VRM4-ROM	51 1/8"			485 / 220	115V / 60Hz / 1ph 15 AMP	115V / 60Hz / 1ph 15 AMP
VRM5-ROM	63"			551 / 250	115V / 60Hz / 1ph 15 AMP	115V / 60Hz / 1ph 15 AMP
VRM6-ROM	74 3/4"			595 / 270	220V / 60Hz / 1ph 13.5 AMP	220V / 60Hz / 1ph 8 AMP
VRM7-ROM	82 5/8"			639 / 290	220V / 60Hz / 1ph 13.5 AMP	220V / 60Hz / 1ph 8 AMP
VRM8-ROM	98 1/2"			706 / 320	220V / 60Hz / 1ph 19 AMP	220V / 60Hz / 1ph 9 AMP

### Wood Stains



### Available Colors



\* Temperature range given for maximum ambient temperature of +25°C and relative humidity 60%.  
 \*\* Cooling power demand: 1500 W/1mr at evaporating temp. -10°C. Automatic water evaporation on request.  
 \*\*\* In version with doors: only top lighting



# OPEN MERCHANDISER

## VR-PROM

REFRIGERATED OPEN MERCHANDISER

### DESCRIPTION OF STANDARD UNIT:

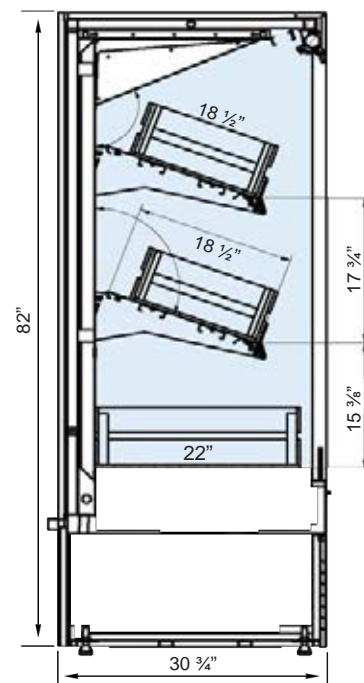
- LED lighting
- Construction of powder-coated steel
- Sides of powder-coated steel: solid or glazed
- 2 rows of adjustable shelves
- Angled mirrored stainless steel roof
- White lighting
- Night blind
- EPOS ticket strips
- Forced cooling
- Temp. range\*: 0 ÷ +4°C
- Automatic defrosting
- Automatic water evaporation
- Digital temperature control

### OPTIONS:

- Multiplexing
- For external condensing unit
- Highlighted shelves
- Stainless steel shelves & base decks
- Back panel from mirrored stainless steel
- Stoppers: wired or from Plexiglas
- Vertical Plexiglas separator
- Shelf separators (wired)
- Wheels



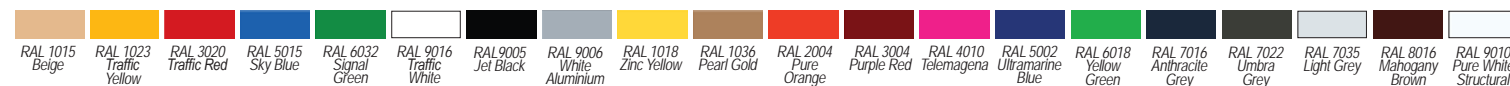
SPECIFICATIONS					
MODEL	LENGTH	DEPTH	HEIGHT	WEIGHT (LBS / KG)	ELECTRICAL
VR2-PROM	23 3/8"	30 3/4"	82"	265 / 120	115V / 60Hz / 1ph / 11.5 AMP 15 AMP MAX FUSE
VR3-PROM	35 1/2"			419 / 190	115V / 60Hz / 1ph / 15 AMP 20 AMP MAX FUSE
VR4-PROM	51 1/8"			485 / 220	115V / 60Hz / 1ph / 15 AMP 20 AMP MAX FUSE
VR5-PROM	63"			551 / 250	115V / 60Hz / 1ph / 15 AMP 20 AMP MAX FUSE
VR6-PROM	74 3/4"			595 / 270	220V / 60Hz / 1ph / 13.5 AMP 20 AMP MAX FUSE
VR7-PROM	82 5/8"			639 / 290	220V / 60Hz / 1ph / 13.5 AMP 20 AMP MAX FUSE
VR8-PROM	98 1/2"			706 / 320	220V / 60Hz / 1ph / 13.5 AMP 20 AMP MAX FUSE



### Wood Stains



### Available Colors



\* Temperature range given for maximum ambient temperature of +25°C and relative humidity 55%.  
 \*\* Values are provided for an Evaporation temp. of -35°C, condensation temp. of +45°C, ambient temp of +30°C and relative humidity of 55%.



# OPEN MERCHANDISER

## YK-ROM

REFRIGERATED OPEN MERCHANDISER

### DESCRIPTION OF STANDARD UNIT:

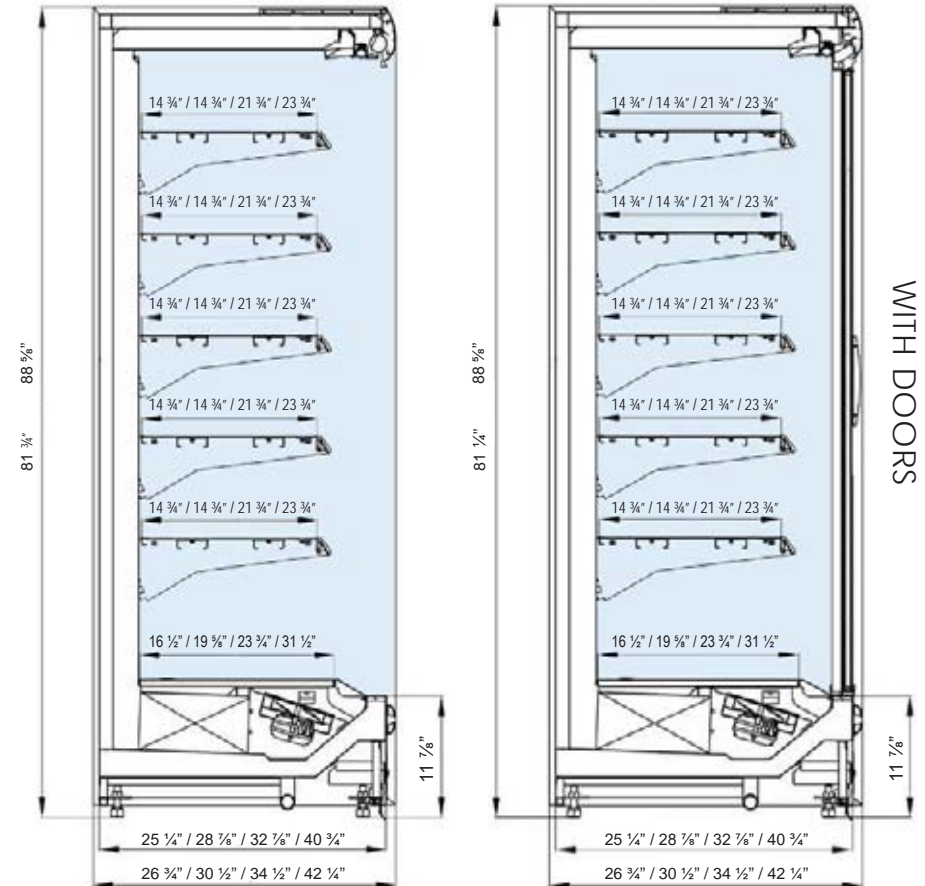
- 4 depths: 26", 30", 34" & 42"
- 2 heights: 78" & 88"
- LED lighting
- Internal corner
- Construction of powder-coated steel
- Sides of powder-coated steel or with glass
- Grey bumper
- 5 (PR) or 6 (PRP) rows of adjustable shelves
- Top lighting
- White lighting
- Night blind
- Price strips
- Forced cooling
- Temp. range\*: 0 ÷ +4 °C
- Automatic defrosting
- Without automatic water Evaporation (designed for sewage system)
- For external condensing unit\*\*
- Expansion valve

### OPTIONS:

- Multiplexing
- Highlighted shelves
- Stainless steel shelves & base decks
- Back panel from mirrored stainless steel
- Angled mirrored stainless steel roof
- Stoppers: wired or from Plexiglas
- Vertical Plexiglas or stainless separator
- Shelf separators (wired)
- Profile with hooks
- Heater under evaporator
- Condensate pump
- Electromagnet /Solenoid valve
- Sliding glass doors (in standard white frame for request - black one)
- Hinged Plexiglas doors
- Electrical night blind



# OPEN MERCHANDISER

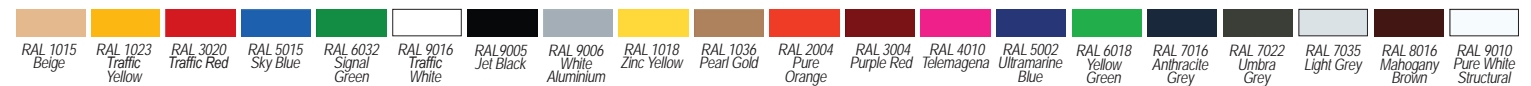


SPECIFICATIONS – PR-ROM 78" Height					
MODEL	L	D	H	WEIGHT (LBS / KG)	ELECTRICAL
YK4-ROM	47 1/4"	26 3/4" / 30 1/2" / 34 1/2" / 42 1/4"	81 3/4"	419/485/507/529 190/220/230/240	208V / 60Hz / 1ph 2 AMP
YK5-ROM	59"			529/572/595/617 240/320/340/360	208V / 60Hz / 1ph 2 AMP
YK6-ROM	70 3/4"			617/705/750/794 280/320/340/360	208V / 60Hz / 1ph 3 AMP
YK7-ROM	80"			705/750/772/838 320/340/350/380	208V / 60Hz / 1ph 3 AMP
YK8-ROM	94 3/4"			794/816/838/860 360/370/380/390	208V / 60Hz / 1ph 4 AMP
YK9-ROM	106 1/4"			860/926/948/992 390/420/430/450	208V / 60Hz / 1ph 4 AMP
YK10-ROM	122 1/2"			948/992/1036/1102 430/450/470/500	208V / 60Hz / 1ph 5 AMP
YK12-ROM	147 1/2"			1168/1235/1279/12390 530/560/580/620	208V / 60Hz / 1ph 6 AMP

SPECIFICATIONS – PRP-ROM 88" Height					
MODEL	L	D	H	WEIGHT (LBS / KG)	ELECTRICAL
YK4-ROM	47 1/4"	26 3/4" / 30 1/2" / 34 1/2" / 42 1/4"	88 3/4"	463/530/551/573 210/240/250/260	208V / 60Hz / 1ph 2 AMP
YK5-ROM	59"			573/617/639/683 260/280/290/310	208V / 60Hz / 1ph 2 AMP
YK6-ROM	70 3/4"			683/772/816/860 310/350/370/390	208V / 60Hz / 1ph 3 AMP
YK7-ROM	80"			772/816/838/904 350/370/380/410	208V / 60Hz / 1ph 3 AMP
YK8-ROM	94 3/4"			860/882/904/926 390/400/410/420	208V / 60Hz / 1ph 4 AMP
YK9-ROM	106 1/4"			977/992/1036/1102 430/450/470/500	208V / 60Hz / 1ph 4 AMP
YK10-ROM	122 1/2"			1036/1080/1124/1190 470/490/510/540	208V / 60Hz / 1ph 5 AMP
YK12-ROM	147 1/2"			1279/1345/1389/1477 580/610/630/670	208V / 60Hz / 1ph 6 AMP



### Available Colors



\* Temperature range given for maximum ambient temperature of +25°C and relative humidity 60%.  
 \*\* Cooling power demand: 1500 W/1m<sup>2</sup> at evaporating temp. -10°C. Automatic water evaporation on request.  
 \*\*\* In version with doors: only top lighting







# OPEN MERCHANDISER

## YK-PROM PRODUCE | VEGETABLES | FRUIT REMOTE | REFRIGERATED OPEN MERCHANDISER

### DESCRIPTION OF STANDARD UNIT:

- 4 depths: 26 3/4" | 30 1/2" | 34 1/2" | 42 1/4"
- 2 heights: 78" & 88"
- LED lighting
- Internal corner
- Construction of powder-coated steel
- Sides of powder-coated steel or with glass
- Grey bumper
- Adjustable shelves
- Top lighting
- White lighting
- Night blind
- Price strips
- Forced cooling
- Temp. range\*: 0 ÷ +4 °C
- Automatic defrosting
- Without automatic water Evaporation (designed for sewage system)
- For external condensing unit\*\*
- Expansion valve



Baskets Not Included

### OPTIONS:

- Multiplexing
- Highlighted shelves
- Stainless steel shelves & base decks
- Back panel from mirrored stainless steel
- Angled mirrored stainless steel roof
- Stoppers: wired or from Plexiglas
- Vertical Plexiglas or stainless separator
- Shelf separators (wired)
- Profile with hooks
- Heater under evaporator
- Condensate pump
- Electromagnet /Solenoid valve
- Sliding glass doors (in standard white frame for request - black one)
- Hinged Plexiglas doors
- Electrical night blind

### SPECIFICATIONS – PR-ROM 78" Height

MODEL	L	D	H	WEIGHT (LBS / KG)	ELECTRICAL
YK4-PROM	47 1/4"	26 3/4" / 30 1/2" / 34 1/2" / 42 1/4"	81 3/4"	419/485/507/529 190/220/230/240	208V / 60Hz / 1ph 2 AMP
YK5-PROM	59"			529/572/595/617 240/320/340/360	208V / 60Hz / 1ph 2 AMP
YK6-PROM	70 3/4"			617/705/750/794 280/320/340/360	208V / 60Hz / 1ph 3 AMP
YK7-PROM	80"			705/750/772/838 320/340/350/380	208V / 60Hz / 1ph 3 AMP
YK8-PROM	94 3/4"			794/816/838/860 360/370/380/390	208V / 60Hz / 1ph 4 AMP
YK9-PROM	106 1/4"			860/926/948/992 390/420/430/450	208V / 60Hz / 1ph 4 AMP
YK10-PROM	122 1/2"			948/992/1036/1102 430/450/470/500	208V / 60Hz / 1ph 5 AMP
YK12-PROM	147 1/2"			1168/1235/1279/12390 530/560/580/620	208V / 60Hz / 1ph 6 AMP

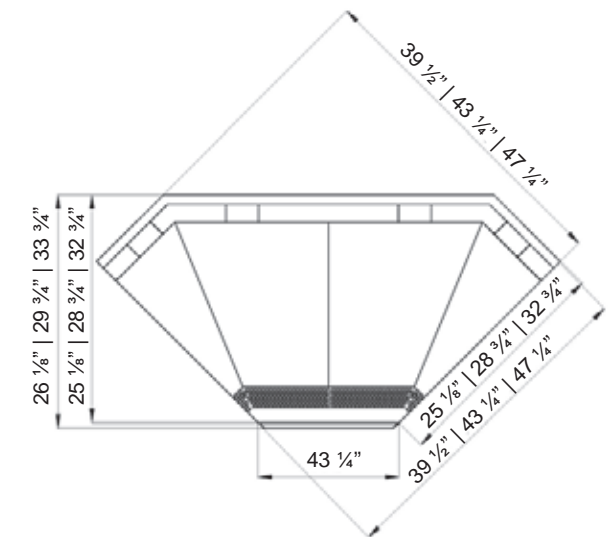
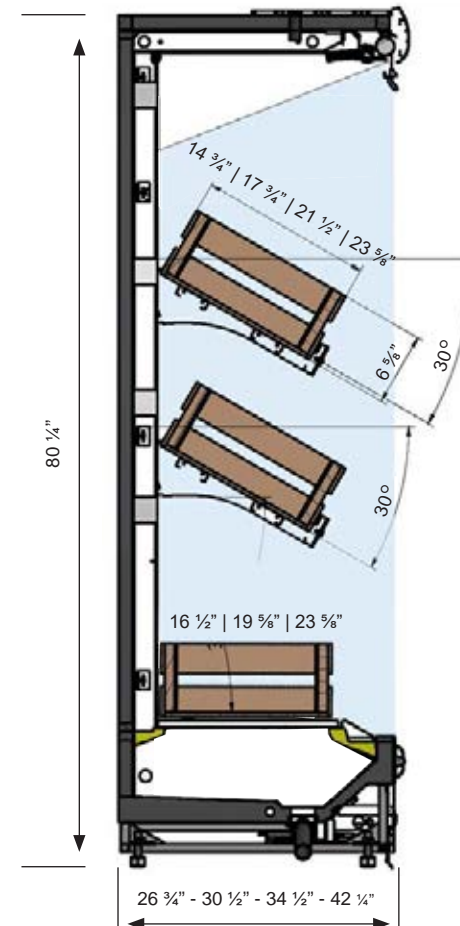
### SPECIFICATIONS – PRP-ROM 88" Height

MODEL	L	D	H	WEIGHT (LBS / KG)	ELECTRICAL
YK4-PROM	47 1/4"	26 3/4" / 30 1/2" / 34 1/2" / 42 1/4"	88 3/4"	463/530/551/573 210/240/250/260	208V / 60Hz / 1ph 2 AMP
YK5-PROM	59"			573/617/639/683 260/280/290/310	208V / 60Hz / 1ph 2 AMP
YK6-PROM	70 3/4"			683/772/816/860 310/350/370/390	208V / 60Hz / 1ph 3 AMP
YK7-PROM	80"			772/816/838/904 350/370/380/410	208V / 60Hz / 1ph 3 AMP
YK8-PROM	94 3/4"			860/882/904/926 390/400/410/420	208V / 60Hz / 1ph 4 AMP
YK9-PROM	106 1/4"			977/992/1036/1102 430/450/470/500	208V / 60Hz / 1ph 4 AMP
YK10-PROM	122 1/2"			1036/1080/1124/1190 470/490/510/540	208V / 60Hz / 1ph 5 AMP
YK12-PROM	147 1/2"			1279/1345/1389/1477 580/610/630/670	208V / 60Hz / 1ph 6 AMP

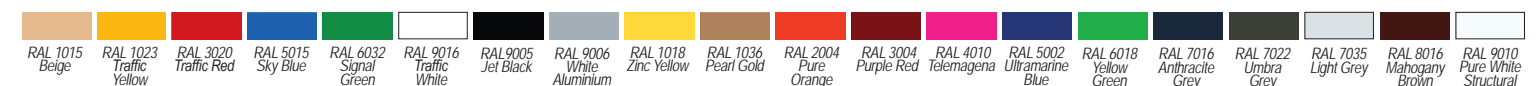
# OPEN MERCHANDISER



Corner Unit



### Available Colors



\* Temperature range given for maximum ambient temperature of +25°C and relative humidity 60%.  
 \*\* Cooling power demand: 1500 W/1mr at evaporating temp. -10°C. Automatic water evaporation on request.  
 \*\*\* In version with doors: only top lighting







## OPEN MERCHANDISER


### EL-SROM Self-Contained REFRIGERATED OPEN MERCHANDISER

#### DESCRIPTION OF STANDARD UNIT:

- Construction of powder-coated steel
- LED lighting
- Glass sides
- 3 rows of adjustable shelves
- Top lighting
- Night blind
- Price strips
- Forced cooling
- Temp. range\*: 0 ÷ +4°C
- Automatic defrosting
- For external condensing unit\*\*
- Expansion valve
- Digital temperature control

#### OPTIONS:

- Multiplexing (also creating islands)
- For external condensing unit (Remote)
- Highlighted shelves
- Stainless steel shelves & base decks
- Back panel from mirrored stainless steel
- Angled mirrored stainless steel roof
- Stoppers: wired or from Plexiglas
- Vertical Plexiglas separator
- Shelf separators (wired)
- Condensate pump
- Electromagnet valve



SPECIFICATIONS					
MODEL	LENGTH	DEPTH	HEIGHT	WEIGHT (LBS / KG)	ELECTRICAL
EL3-SROM	36"	30"	63"	396 / 180	220V / 60Hz / 1ph / 15 AMP
EL4-SROM	47 1/4"			513 / 233	220V / 60Hz / 1ph / 15 AMP
EL5-SROM	59"			641 / 291	220V / 60Hz / 1ph / 15 AMP
EL6-SROM	70 3/4"			769 / 349	220V / 60Hz / 1ph / 13.5 AMP
EL7-SROM	78"			897 / 407	220V / 60Hz / 1ph / 13.5 AMP
EL8-SROM	94 1/2"			1027 / 466	220V / 60Hz / 1ph / 13.5 AMP



#### Available Colors



## OPEN MERCHANDISER

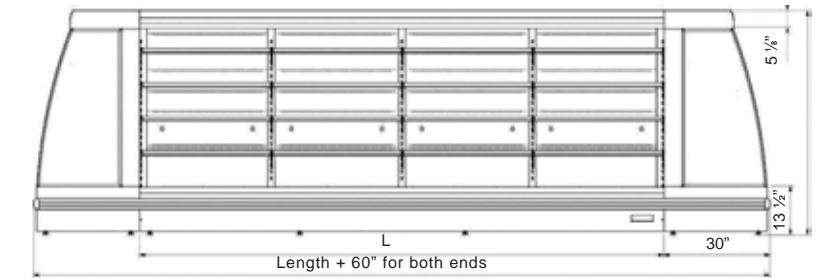
### EL-ROM Remote REFRIGERATED OPEN MERCHANDISER

#### DESCRIPTION OF STANDARD UNIT:

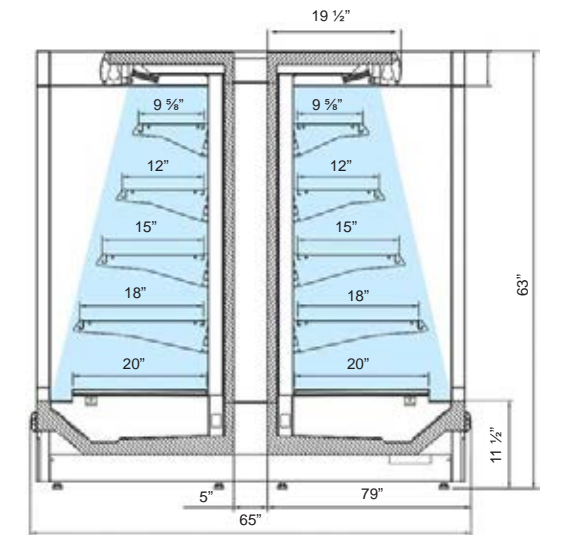
- Construction of powder-coated steel
- LED lighting
- Glass sides
- Grey bumper
- 4 rows of adjustable shelves
- Top lighting
- Night blind
- Price strips
- Forced cooling
- Temp. range\*: 0 ÷ +4°C
- Automatic defrosting
- For external condensing unit\*\*
- Expansion valve
- Digital temperature control

#### OPTIONS:

- Multiplexing (also creating islands)
- Highlighted shelves
- Stainless steel shelves & base decks
- Back panel from mirrored stainless steel
- Angled mirrored stainless steel roof
- Stoppers: wired or from Plexiglas
- Vertical Plexiglas separator
- Shelf separators (wired)
- Condensate pump
- Electromagnet valve



SPECIFICATIONS					
MODEL	LENGTH	DEPTH	HEIGHT	WEIGHT (LBS / KG)	ELECTRICAL
EL4-ROM	47 1/4"	30"	63"	396 / 180	220V / 60Hz / 1ph / 4 AMP
EL5-ROM	59"			529 / 240	220V / 60Hz / 1ph / 6 AMP
EL6-ROM	70 3/4"			639 / 290	220V / 60Hz / 1ph / 8 AMP
EL7-ROM	78"			727 / 330	220V / 60Hz / 1ph / 10 AMP
EL8-ROM	94 1/2"			410 / 903	220V / 60Hz / 1ph / 12 AMP
EL9-ROM	106 1/4"			1014 / 460	220V / 60Hz / 1ph / 12 AMP
EL10-ROM	118"			1146 / 520	220V / 60Hz / 1ph / 13 AMP
EL12-ROM	147 1/2"			1455 / 660	220V / 60Hz / 1ph / 14 AMP
ELS-ROM	64 3/4"			330 / 150	220V / 60Hz / 1ph / 8 AMP




#### Available Colors



\* Temperature range given for maximum ambient temperature of +25°C and relative humidity 55%.  
 \*\* Values are provided for an Evaporation temp. of -35°C, condensation temp. of +45°C, ambient temp of +30°C and relative humidity of 55%.

\* Temperature range given for maximum ambient temperature of +25°C and relative humidity 55%.  
 \*\* Values are provided for an Evaporation temp. of -35°C, condensation temp. of +45°C, ambient temp of +30°C and relative humidity of 55%.







## GLASS DOORS FREEZER

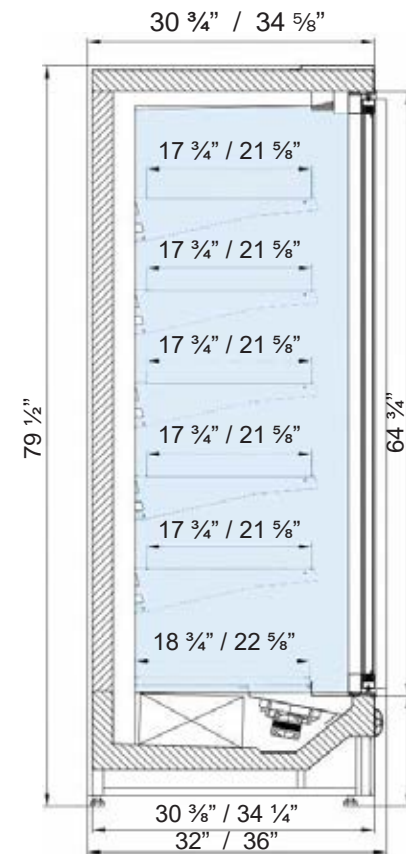
### OS-FD REMOTE COMPRESSOR GLASS DOOR FREEZER DISPLAY

#### DESCRIPTION OF STANDARD UNIT:

- 2 depth: 32" & 36"
- LED lighting
- Construction of powder steel
- Sides of powder-coated steel
- Grey bumper
- 5 rows of adjustable, perforated shelves
- Low temperature e-doors, hinged
- Vertical lighting
- Price strips
- Forced cooling
- Temp. range\* : -18 ÷ -22 °C
- External condensing unit\*\*
- Expansion valve
- Without automatic water evaporation - designed for sewage system
- Digital temperature control

#### OPTIONS:

- Refrigerated version
- Multiplexing
- Condensate pump
- Electromagnet /Solenoid valve

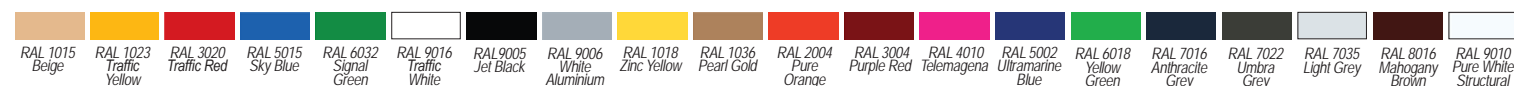


SPECIFICATIONS					
MODEL	LENGTH	DEPTH	HEIGHT	WEIGHT (LBS / KG)	ELECTRICAL
OS1-FD	36"	32" / 36"	79 1/2"	330 / 150	220V / 60 Hz / 1ph 9 AMP
OS2-FD	68 3/8"		79 1/2"	661 / 300	220V / 60 Hz / 1ph 14 AMP
OS3-FD	98 5/8"		79 1/2"	1080 / 490	220V / 60 Hz / 1ph 20 AMP



\* Temperature range given for maximum ambient temperature of +25°C and relative humidity 55%.  
\*\* Values are provided for an Evaporation temp. of -35°C, condensation temp. of +45°C, ambient temp of +30°C and relative humidity of 55%.

#### Available Colors



## GLASS DOORS COOLER

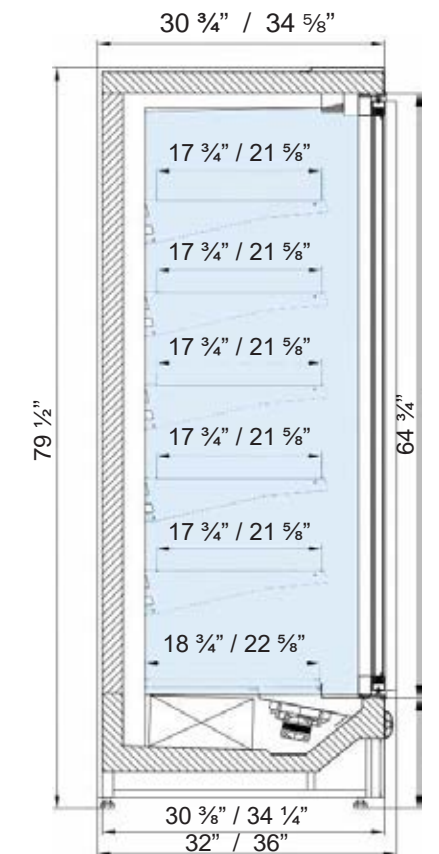
### OS-RD REMOTE COMPRESSOR GLASS DOOR REFRIGERATED DISPLAY

#### DESCRIPTION OF STANDARD UNIT:

- 2 depth: 32" & 36"
- LED lighting
- Construction of powder steel
- Sides of powder-coated steel
- Grey bumper
- 5 rows of adjustable, perforated shelves
- Low temperature e-doors, hinged
- Vertical lighting
- Price strips
- Forced cooling
- Temp. range\* : 0 ÷ +4 °C
- External condensing unit\*\*
- Expansion valve
- Without automatic water evaporation - designed for sewage system
- Digital temperature control

#### OPTIONS:

- Freezer version
- Temp range for freezer version\* (OS-FD): -18 ÷ -22 °C
- Multiplexing
- Condensate pump
- Electromagnet /Solenoid valve

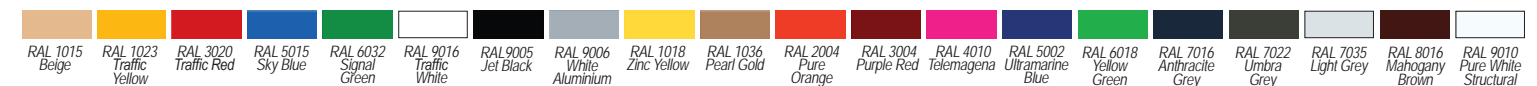


SPECIFICATIONS					
MODEL	LENGTH	DEPTH	HEIGHT	WEIGHT (LBS / KG)	ELECTRICAL
OS1-RD	36"	32" / 36"	79 1/2"	330 / 150	220V / 60 Hz / 1ph 2 AMP
OS2-RD	68 3/8"		79 1/2"	661 / 300	220V / 60 Hz / 1ph 3 AMP
OS3-RD	98 5/8"		79 1/2"	1080 / 490	220V / 60 Hz / 1ph 5 AMP



\* Temperature range given for maximum ambient temperature of +25°C and relative humidity 55%.  
\*\* Values are provided for an Evaporation temp. of -35°C, condensation temp. of +45°C, ambient temp of +30°C and relative humidity of 55%.

#### Available Colors









## ISLAND OPEN DISPLAY

### EXP-IFC DUAL TEMP | NARROW VERSION FREEZER | REFRIGERATOR OPEN ISLAND BUNKER

#### DESCRIPTION OF STANDARD UNIT:

- Forced cooling
- Automatic defrosting
- Display made of galvanized steel
- Double glazed sides
- LED lighting, white
- Temp. range\*: 0 ÷ +4 °C Refrigerator
- Temp. range\*: -12 ÷ -22 °C Freezer
- Automatic water Evaporation
- Digital temperature control
- Cabinet on wheels with a brake

#### OPTIONS:

- Freezer or Refrigerator
- Version for external condensing unit (AZ)\*\*
- Colors



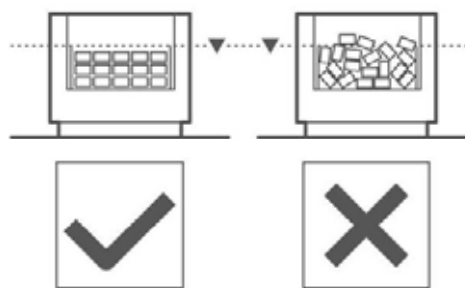
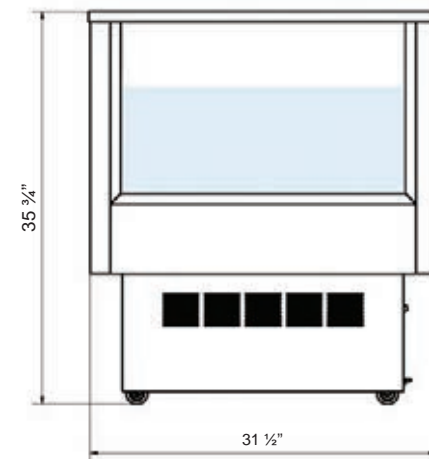
SPECIFICATIONS					
MODEL	LENGTH	DEPTH	HEIGHT	WEIGHT (LBS / KG)	ELECTRICAL
EXP6-IFC	74 3/4"	31 1/2"	35 7/8"	783 / 355	220V / 60Hz / 1ph / 7 - 13 AMPS
EXP8-IFC	98 1/2"			1029 / 467	220V / 60Hz / 1ph / 7.5 - 13.5 AMPS



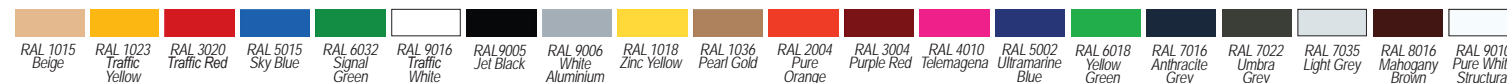
Temperature range given for maximum ambient temperature of +25°C and relative humidity 60%.

\*\* Cooling power demand: 1200 W/1mr at evaporating temp. -10°C. Automatic water evaporation on request.

\*\* Values are provided for an evaporation temp. of -10 °C, condensation temp. of +45°C, ambient temp of +25°C and relative humidity of 60%.



#### Available Colors



## ISLAND OPEN DISPLAY

### ALP-IFC DUAL TEMP FREEZER | REFRIGERATOR OPEN ISLAND BUNKER

#### DESCRIPTION OF STANDARD UNIT:

- Dual Temperature, Freezer or cooler
- Forced cooling
- Automatic defrosting
- Display made of galvanized steel
- Double glazed sides
- LED lighting, white
- Temp. range\*: 0 ÷ +4 °C Refrigerator
- Temp. range\*: -12 ÷ -22 °C Freezer
- Automatic water Evaporation
- Digital temperature control
- Night curtain
- Cabinet on casters with a brake

#### OPTIONS:

- Version for external condensing unit (AZ)\*\*
- Colors

SPECIFICATIONS					
MODEL	L	D	H	WEIGHT (LBS / KG)	ELECTRICAL
ALP6-IFC	74 3/4"	41 1/2"	35 7/8"	597 / 355	220V / 60Hz / 1ph / 4 AMPS
ALP8-IFC	98 1/2"			795 / 467	220V / 60Hz / 1ph / 6 AMPS

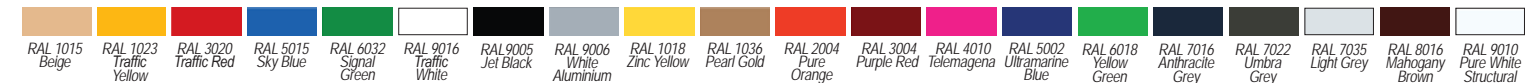


Temperature range given for maximum ambient temperature of +25°C and relative humidity 60%.

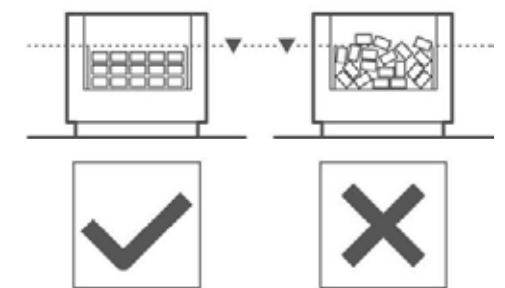
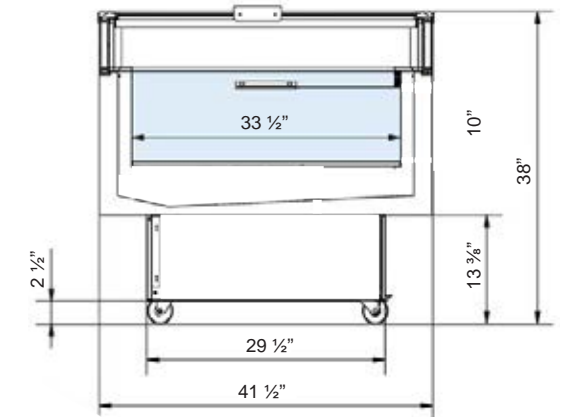
\*\* Cooling power demand: 1200 W/1mr at evaporating temp. -10°C. Automatic water evaporation on request.

\*\* Values are provided for an evaporation temp. of -10 °C, condensation temp. of +45°C, ambient temp of +25°C and relative humidity of 60%.

#### Available Colors



Available with top sliding doors

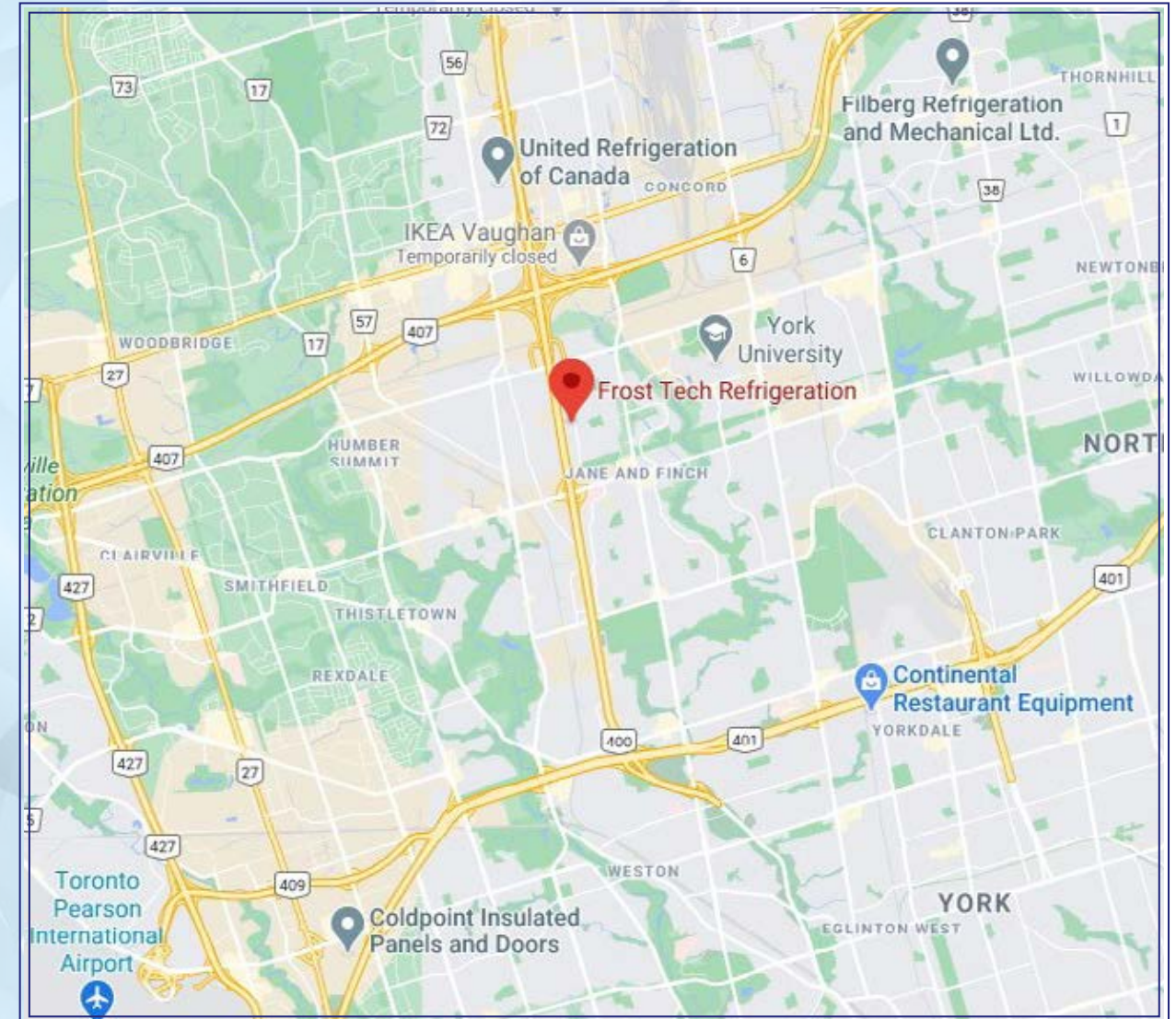






# INNOVATION FOR EVERY STORE

Design | Quality | Customer Service



📍 154 Norfinch Dr Units 5 - 6, North York, Ont, M3N 1X6, Canada

☎ 416-665-0095 | 877-265-0095

✉ info@frosttechrefrigeration.com

🌐 www.FrostTechRefrigeration.com







# FROST TECH

REFRIGERATION LTD.

