

## LM-2SWRP LOW VERSION - 2 SHELVES STRAIGHT FRONT GLASS REFRIGERATED DISPLAY CASE

### DESCRIPTION OF STANDARD UNIT:

- 2 versions: Refrigerated (LM-R), Dry (LM-D)
- LED lighting
- Construction of stainless steel
- External casing made of laminate chipboard
- Highlighted adjustable glass shelves (LED)
- Sliding rear doors (except LM2 - hinged glass doors)
- Forced cooling
- Temp. range\* for LM-R: 0 ÷ +4°C
- Automatic water Evaporation
- Hygrostat (humidity reduction)
- Front opening glass
- Front glass secured by string cable
- Digital temperature control

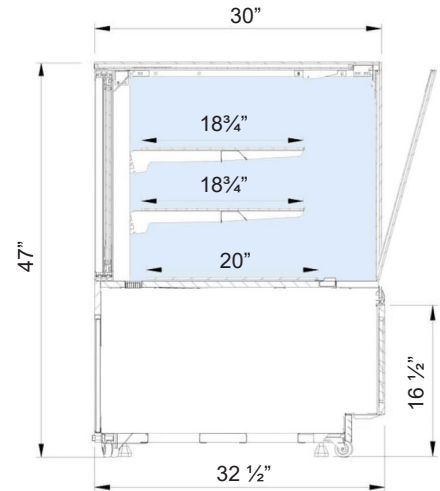


### OPTIONS:


- Dry non-refrigerated LM-2SWDP
- Multiplexing
- For individual decoration
- Highlighted front panel
- Wheels

\* - Values are provided for an ambient temp of +25°C and relative humidity of 60%.  
\*\* - Cooling power demand: 1000 W/1mr at evaporating temp. -10°C.


SPECIFICATIONS					
MODEL	LENGTH	DEPTH	HEIGHT	WEIGHT (LBS / KG)	ELECTRICAL
LM2-2SWRP	24"	32 ½"	47"	286 / 130	115V / 60Hz / 1ph / 8 AMP
LM3-2SWRP	35 ½"	32 ½"	47"	418 / 190	115V / 60Hz / 1ph / 9.5 AMP
LM4-2SWRP	51 ½"	32 ½"	47"	529 / 240	115V / 60Hz / 1ph / 11.5 AMP
LM6-2SWRP	71 ¼"	32 ½"	47"	836 / 380	115V / 60Hz / 1ph / 13.5 AMP



### Profile Colors



### Wood Stains



### Available Colors

