

LM-WRP

STRAIGHT FRONT GLASS REFRIGERATED DISPLAY CASE

DESCRIPTION OF STANDARD UNIT:

- 2 versions: Refrigerated (LM-R), Dry (LM-D)
- LED lighting
- Construction of stainless steel
- External casing made of laminate chipboard
- Highlighted adjustable glass shelves (LED)
- Sliding rear doors (except LM2 - hinged glass doors)
- Forced cooling
- Temp. range* for LM-R: 0 ÷ +4°C
- Dry non refrigerated LM-D: (room temperature).
- Automatic water Evaporation
- Hygrostat (humidity reduction)
- Front opening glass
- Front glass secured by string cable
- Digital temperature control

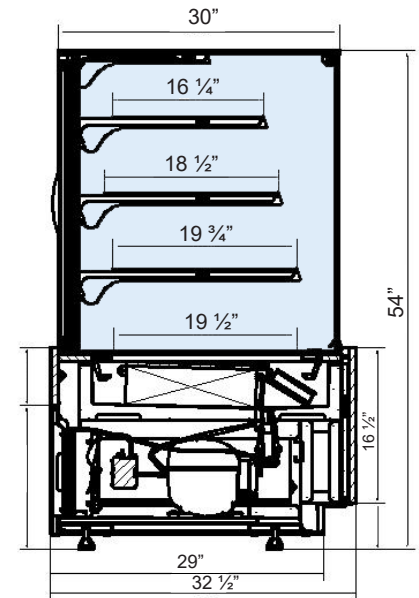
OPTIONS:

- Multiplexing
- For individual decoration
- Highlighted front panel
- Wheels

* - Values are provided for an ambient temp of +25°C and relative humidity of 60%.
 ** - Cooling power demand: 1000 W/1mr at evaporating temp. -10°C.




SPECIFICATIONS					
MODEL	LENGTH	DEPTH	HEIGHT	WEIGHT (LBS / KG)	ELECTRICAL
LM2-WRP	26 3/4"	32 1/2"	54"	346 / 157	115V / 60Hz / 1ph / 8 AMP
LM3-WRP	38 1/2"	32 1/2"	54"	478 / 217	115V / 60Hz / 1ph / 9.5 AMP
LM4-WRP	54 1/4"	32 1/2"	54"	599 / 272	115V / 60Hz / 1ph / 11.5 AMP
LM6-WRP	71 1/4"	32 1/2"	54"	903 / 410	115V / 60Hz / 1ph / 13.5 AMP




Profile Colors



Granite Finishes



Wood Stains



Available Colors

