

JK-CSD

CURVED FRONT GLASS SALAD DISPLAY CASE

DESCRIPTION OF STANDARD UNIT:

- Construction of powder-coated steel
- LED lighting
- Front & sides panel made of stainless steel, or MDF (custom).
- Refrigerated storage chamber
- Highlighted glass top
- Stainless steel worktop
- Forced cooling
- Temp. range*: 0 °C ÷ +4 °C
- Automatic defrosting
- Automatic water Evaporation
- Digital temperature control

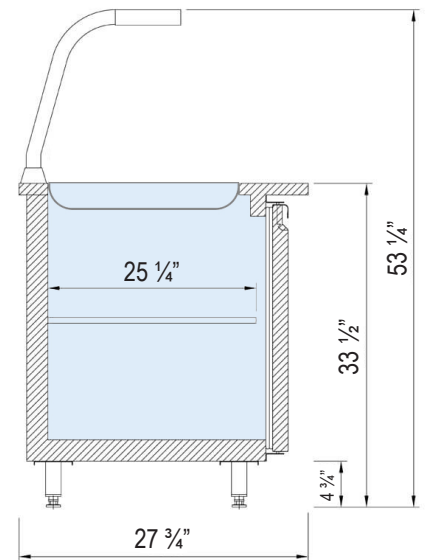
OPTIONS:

- Granite top
- Colors of choice
- Wooden casing
- Heated version
- Wheels




* Temperature range given for max ambient temp of +30°C and relative humidity of 55%.
 ** Cooling power demand: 400 W/1mr at evaporating temp. -10°C (Hawana W); 350W/1mr at evaporating temp. -25°C


SPECIFICATIONS						
MODEL	LENGTH	DEPTH	HEIGHT	PANS	WEIGHT (LBS / KG)	ELECTRICAL
JK2-CSD	37 3/4"	27 3/4"	33 1/2"	2	330 / 150	115V / 60Hz / 1ph / 6 AMP
JK3-CSD	51 1/4"	27 3/4"	33 1/2"	3	352 / 160	115V / 60Hz / 1ph / 6.5 AMP
JK4-CSD	59 1/4"	27 3/4"	33 1/2"	4	396 / 180	115V / 60Hz / 1ph / 7 AMP
JK5-CSD	73 3/4"	27 3/4"	33 1/2"	5	440 / 200	115V / 60Hz / 1ph / 8 AMP
JK6-CSD	91 1/2"	27 3/4"	33 1/2"	6	485 / 220	115V / 60Hz / 1ph / 8.5 AMP



Wood Stains



Granite Finishes



Available Colors

